

Analysis of Bengali 4th Semester Hons. Student Feedback 2022-23

Question	Analysis Chart															
<p>Curriculum (পাঠ্যক্রম)</p> <p>1 represents Strongly agree (সম্পূর্ণ সহমত), 2 represents Agree (সহমত), 3 represents Disagree (অসহমত), 4 represents Strongly disagree (সম্পূর্ণ অসহমত)</p>																
<p>1. The curriculum gives you comprehensive knowledge about the subject. পাঠ্যক্রম তোমাকে বিষয়বস্তু সম্পর্কে সম্যক জ্ঞানলাভে সহায়তা করে।</p>	<p>39 responses</p> <table border="1" style="margin-left: auto; margin-right: auto;"> <thead> <tr> <th>Response Level</th> <th>Count</th> <th>Percentage</th> </tr> </thead> <tbody> <tr> <td>1</td> <td>3</td> <td>7.7%</td> </tr> <tr> <td>2</td> <td>1</td> <td>2.6%</td> </tr> <tr> <td>3</td> <td>10</td> <td>25.6%</td> </tr> <tr> <td>4</td> <td>25</td> <td>64.1%</td> </tr> </tbody> </table>	Response Level	Count	Percentage	1	3	7.7%	2	1	2.6%	3	10	25.6%	4	25	64.1%
Response Level	Count	Percentage														
1	3	7.7%														
2	1	2.6%														
3	10	25.6%														
4	25	64.1%														
<p>2. The curriculum is up-to-date. পাঠ্যক্রম সময়োপযোগী।</p>	<p>39 responses</p> <table border="1" style="margin-left: auto; margin-right: auto;"> <thead> <tr> <th>Response Level</th> <th>Count</th> <th>Percentage</th> </tr> </thead> <tbody> <tr> <td>1</td> <td>6</td> <td>15.4%</td> </tr> <tr> <td>2</td> <td>1</td> <td>2.6%</td> </tr> <tr> <td>3</td> <td>9</td> <td>23.1%</td> </tr> <tr> <td>4</td> <td>23</td> <td>59%</td> </tr> </tbody> </table>	Response Level	Count	Percentage	1	6	15.4%	2	1	2.6%	3	9	23.1%	4	23	59%
Response Level	Count	Percentage														
1	6	15.4%														
2	1	2.6%														
3	9	23.1%														
4	23	59%														
<p>3. The design of the curriculum is convenient to end the syllabus in time. পাঠ্যক্রমের বিন্যাস সময়ে সিলেবাস শেষ করতে সক্ষম।</p>	<p>39 responses</p> <table border="1" style="margin-left: auto; margin-right: auto;"> <thead> <tr> <th>Response Level</th> <th>Count</th> <th>Percentage</th> </tr> </thead> <tbody> <tr> <td>1</td> <td>3</td> <td>7.7%</td> </tr> <tr> <td>2</td> <td>2</td> <td>5.1%</td> </tr> <tr> <td>3</td> <td>19</td> <td>48.7%</td> </tr> <tr> <td>4</td> <td>15</td> <td>38.5%</td> </tr> </tbody> </table>	Response Level	Count	Percentage	1	3	7.7%	2	2	5.1%	3	19	48.7%	4	15	38.5%
Response Level	Count	Percentage														
1	3	7.7%														
2	2	5.1%														
3	19	48.7%														
4	15	38.5%														

Analysis of Bengali 4th Semester Hons. Student Feedback 2022-23

<p>4. The curriculum prepares you for higher studies/job market.</p> <p>পাঠ্যক্রম উচ্চশিক্ষা অথবা কর্মক্ষেত্রের জন্য তোমাকে প্রস্তুত করে।</p>	<p>39 responses</p> <table border="1"><thead><tr><th>Response Level</th><th>Count</th><th>Percentage</th></tr></thead><tbody><tr><td>1</td><td>2</td><td>5.1%</td></tr><tr><td>2</td><td>3</td><td>7.7%</td></tr><tr><td>3</td><td>13</td><td>33.3%</td></tr><tr><td>4</td><td>21</td><td>53.6%</td></tr></tbody></table>	Response Level	Count	Percentage	1	2	5.1%	2	3	7.7%	3	13	33.3%	4	21	53.6%
Response Level	Count	Percentage														
1	2	5.1%														
2	3	7.7%														
3	13	33.3%														
4	21	53.6%														
<p>5. The curriculum involves practical exercises</p> <p>/field studies/ excursion/industrial visits.</p> <p>হাতে কলামে শিক্ষা/ বিষয়ভিত্তিক সমীক্ষা/শিক্ষামূলক ভ্রমণ/ শিল্পক্ষেত্র ভ্রমণ পাঠ্যক্রমের অন্তর্ভুক্ত।</p>	<p>39 responses</p> <table border="1"><thead><tr><th>Response Level</th><th>Count</th><th>Percentage</th></tr></thead><tbody><tr><td>1</td><td>5</td><td>12.6%</td></tr><tr><td>2</td><td>2</td><td>5.1%</td></tr><tr><td>3</td><td>9</td><td>23.1%</td></tr><tr><td>4</td><td>23</td><td>59%</td></tr></tbody></table>	Response Level	Count	Percentage	1	5	12.6%	2	2	5.1%	3	9	23.1%	4	23	59%
Response Level	Count	Percentage														
1	5	12.6%														
2	2	5.1%														
3	9	23.1%														
4	23	59%														
<p>6. The curriculum is designed to encourage interdisciplinary studies and inculcate ethical values.</p> <p>পাঠ্যক্রমের বিন্যাস আন্তর্বিষয় পঠনপাঠনে উৎসাহ প্রদান করে এবং মূল্যবোধের বিকাশ ঘটায়।</p>	<p>39 responses</p> <table border="1"><thead><tr><th>Response Level</th><th>Count</th><th>Percentage</th></tr></thead><tbody><tr><td>1</td><td>3</td><td>7.7%</td></tr><tr><td>2</td><td>1</td><td>2.6%</td></tr><tr><td>3</td><td>11</td><td>28.2%</td></tr><tr><td>4</td><td>24</td><td>61.5%</td></tr></tbody></table>	Response Level	Count	Percentage	1	3	7.7%	2	1	2.6%	3	11	28.2%	4	24	61.5%
Response Level	Count	Percentage														
1	3	7.7%														
2	1	2.6%														
3	11	28.2%														
4	24	61.5%														
<p>Teaching-learning (পঠনপাঠন)</p> <p>1 represents Strongly agree (সম্পূর্ণ সহমত), 2 represents Agree (সহমত), 3 represents Disagree (অসহমত), 4 represents Strongly disagree (সম্পূর্ণ অসহমত)</p>																
<p>1. The teachers are adequately prepared to teach the topics and answer your queries.</p> <p>শিক্ষক/ শিক্ষিকারা বিষয়বস্তু পড়াতে এবং তোমার প্রশ্নের উত্তর দিতে প্রস্তুত থাকেন।</p>	<p>39 responses</p> <table border="1"><thead><tr><th>Response Level</th><th>Count</th><th>Percentage</th></tr></thead><tbody><tr><td>1</td><td>4</td><td>10.3%</td></tr><tr><td>2</td><td>2</td><td>5.1%</td></tr><tr><td>3</td><td>8</td><td>20.5%</td></tr><tr><td>4</td><td>25</td><td>64.1%</td></tr></tbody></table>	Response Level	Count	Percentage	1	4	10.3%	2	2	5.1%	3	8	20.5%	4	25	64.1%
Response Level	Count	Percentage														
1	4	10.3%														
2	2	5.1%														
3	8	20.5%														
4	25	64.1%														

Analysis of Bengali 4th Semester Hons. Student Feedback 2022-23

<p>2. The teachers make use of ICT tools like LCD projector, multimedia etc while teaching.</p> <p>শিক্ষক/শিক্ষিকারা পড়ানোর সময় ICT মাধ্যম যেমন LCD projector বা multimedia ব্যবহার করেন।</p>	<p>39 responses</p> <table border="1"> <thead> <tr> <th>Rating</th> <th>Count</th> <th>Percentage</th> </tr> </thead> <tbody> <tr> <td>1</td> <td>8</td> <td>20.5%</td> </tr> <tr> <td>2</td> <td>8</td> <td>20.5%</td> </tr> <tr> <td>3</td> <td>8</td> <td>20.5%</td> </tr> <tr> <td>4</td> <td>15</td> <td>38.5%</td> </tr> </tbody> </table>	Rating	Count	Percentage	1	8	20.5%	2	8	20.5%	3	8	20.5%	4	15	38.5%
Rating	Count	Percentage														
1	8	20.5%														
2	8	20.5%														
3	8	20.5%														
4	15	38.5%														
<p>3. The teachers encourage meaningful interactions and innovative teaching learning methods like quiz or debate in class.</p> <p>শিক্ষক/ শিক্ষিকারা পড়ানোর সময় যথোপযুক্ত মত বিনিময়ে উৎসাহ দেন এবং পঠনপাঠনে বিভিন্ন উদ্ভাবনী প্রক্রিয়া যেমন কুইজ বা বিতর্কের ব্যবহার করেন।</p>	<p>39 responses</p> <table border="1"> <thead> <tr> <th>Rating</th> <th>Count</th> <th>Percentage</th> </tr> </thead> <tbody> <tr> <td>1</td> <td>3</td> <td>7.7%</td> </tr> <tr> <td>2</td> <td>5</td> <td>12.8%</td> </tr> <tr> <td>3</td> <td>12</td> <td>30.8%</td> </tr> <tr> <td>4</td> <td>19</td> <td>48.7%</td> </tr> </tbody> </table>	Rating	Count	Percentage	1	3	7.7%	2	5	12.8%	3	12	30.8%	4	19	48.7%
Rating	Count	Percentage														
1	3	7.7%														
2	5	12.8%														
3	12	30.8%														
4	19	48.7%														
<p>4. Teachers are able to address your particular needs in the class.</p> <p>শিক্ষক/ শিক্ষিকারা তোমার নিজস্ব বিশেষ প্রয়োজন নিবারণে সক্ষম।</p>	<p>39 responses</p> <table border="1"> <thead> <tr> <th>Rating</th> <th>Count</th> <th>Percentage</th> </tr> </thead> <tbody> <tr> <td>1</td> <td>3</td> <td>7.7%</td> </tr> <tr> <td>2</td> <td>5</td> <td>12.8%</td> </tr> <tr> <td>3</td> <td>14</td> <td>35.9%</td> </tr> <tr> <td>4</td> <td>17</td> <td>43.6%</td> </tr> </tbody> </table>	Rating	Count	Percentage	1	3	7.7%	2	5	12.8%	3	14	35.9%	4	17	43.6%
Rating	Count	Percentage														
1	3	7.7%														
2	5	12.8%														
3	14	35.9%														
4	17	43.6%														
<p>5. The curriculum involves practical exercises /field studies/ excursion/industrial visits.</p> <p>হাতে কলমে শিক্ষা/ বিষয়ভিত্তিক সমীক্ষা/শিক্ষামূলক ভ্রমণ/ শিল্পকেন্দ্র ভ্রমণ পাঠ্যক্রমের অন্তর্ভুক্ত।</p>	<p>39 responses</p> <table border="1"> <thead> <tr> <th>Rating</th> <th>Count</th> <th>Percentage</th> </tr> </thead> <tbody> <tr> <td>1</td> <td>4</td> <td>10.3%</td> </tr> <tr> <td>2</td> <td>2</td> <td>5.1%</td> </tr> <tr> <td>3</td> <td>9</td> <td>23.1%</td> </tr> <tr> <td>4</td> <td>24</td> <td>61.5%</td> </tr> </tbody> </table>	Rating	Count	Percentage	1	4	10.3%	2	2	5.1%	3	9	23.1%	4	24	61.5%
Rating	Count	Percentage														
1	4	10.3%														
2	2	5.1%														
3	9	23.1%														
4	24	61.5%														
<p>6. The curriculum is designed to encourage interdisciplinary studies and inculcate ethical values.</p> <p>পাঠ্যক্রমের বিন্যাস আন্তর্বিষয় পঠনপাঠনে উৎসাহ প্রদান করে এবং মূল্যবোধের বিকাশ ঘটায়।</p>	<p>39 responses</p> <table border="1"> <thead> <tr> <th>Rating</th> <th>Count</th> <th>Percentage</th> </tr> </thead> <tbody> <tr> <td>1</td> <td>5</td> <td>12.8%</td> </tr> <tr> <td>2</td> <td>0</td> <td>0%</td> </tr> <tr> <td>3</td> <td>9</td> <td>23.1%</td> </tr> <tr> <td>4</td> <td>25</td> <td>64.1%</td> </tr> </tbody> </table>	Rating	Count	Percentage	1	5	12.8%	2	0	0%	3	9	23.1%	4	25	64.1%
Rating	Count	Percentage														
1	5	12.8%														
2	0	0%														
3	9	23.1%														
4	25	64.1%														

Analysis of Chemistry 4th Semester Hons. Student Feedback 2022-23

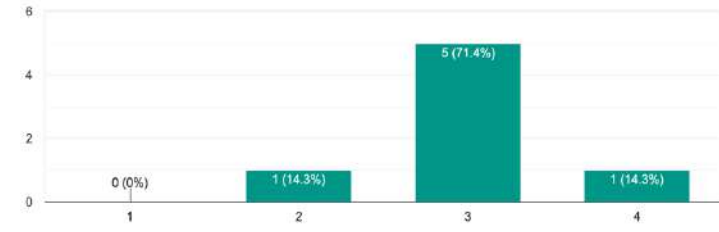
Question	Analysis Chart															
<p>Curriculum (পাঠ্যক্রম)</p> <p>1 represents Strongly agree (সম্পূর্ণ সহমত), 2 represents Agree (সহমত), 3 represents Disagree (অসহমত), 4 represents Strongly disagree (সম্পূর্ণ অসহমত)</p>																
<p>1. The curriculum gives you comprehensive knowledge about the subject.</p> <p>পাঠ্যক্রম তোমাকে বিষয়বস্তু সম্পর্কে সম্যক জ্ঞানলাভে সহায়তা করে।</p>	<p>7 responses</p> <table border="1" style="margin-left: auto; margin-right: auto;"> <thead> <tr> <th>Response</th> <th>Count</th> <th>Percentage</th> </tr> </thead> <tbody> <tr> <td>1</td> <td>0</td> <td>0%</td> </tr> <tr> <td>2</td> <td>0</td> <td>0%</td> </tr> <tr> <td>3</td> <td>3</td> <td>42.9%</td> </tr> <tr> <td>4</td> <td>4</td> <td>57.1%</td> </tr> </tbody> </table>	Response	Count	Percentage	1	0	0%	2	0	0%	3	3	42.9%	4	4	57.1%
Response	Count	Percentage														
1	0	0%														
2	0	0%														
3	3	42.9%														
4	4	57.1%														
<p>2. The curriculum is up-to-date.</p> <p>পাঠ্যক্রম সময়োপযোগী।</p>	<p>7 responses</p> <table border="1" style="margin-left: auto; margin-right: auto;"> <thead> <tr> <th>Response</th> <th>Count</th> <th>Percentage</th> </tr> </thead> <tbody> <tr> <td>1</td> <td>0</td> <td>0%</td> </tr> <tr> <td>2</td> <td>0</td> <td>0%</td> </tr> <tr> <td>3</td> <td>4</td> <td>57.1%</td> </tr> <tr> <td>4</td> <td>3</td> <td>42.9%</td> </tr> </tbody> </table>	Response	Count	Percentage	1	0	0%	2	0	0%	3	4	57.1%	4	3	42.9%
Response	Count	Percentage														
1	0	0%														
2	0	0%														
3	4	57.1%														
4	3	42.9%														
<p>3. The design of the curriculum is convenient to end the syllabus in time.</p> <p>পাঠ্যক্রমের বিন্যাস সময়ে সিলেবাস শেষ করতে সক্ষম।</p>	<p>7 responses</p> <table border="1" style="margin-left: auto; margin-right: auto;"> <thead> <tr> <th>Response</th> <th>Count</th> <th>Percentage</th> </tr> </thead> <tbody> <tr> <td>1</td> <td>0</td> <td>0%</td> </tr> <tr> <td>2</td> <td>0</td> <td>0%</td> </tr> <tr> <td>3</td> <td>6</td> <td>85.7%</td> </tr> <tr> <td>4</td> <td>1</td> <td>14.3%</td> </tr> </tbody> </table>	Response	Count	Percentage	1	0	0%	2	0	0%	3	6	85.7%	4	1	14.3%
Response	Count	Percentage														
1	0	0%														
2	0	0%														
3	6	85.7%														
4	1	14.3%														

Analysis of Chemistry 4th Semester Hons. Student Feedback 2022-23

4. The curriculum prepares you for higher studies/job market.

পাঠ্যক্রম উচ্চশিক্ষা অথবা কর্মক্ষেত্রের জন্য তোমাকে প্রস্তুত করে।

7 responses

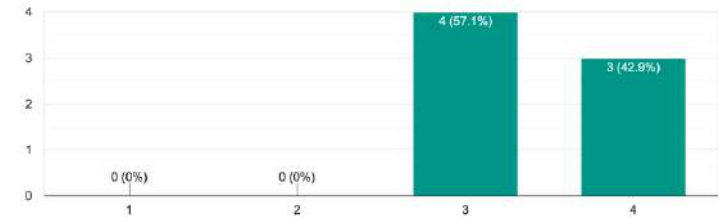


5. The curriculum involves practical exercises

/field studies/ excursion/industrial visits.

হাতে কলমে শিক্ষা/ বিষয়ভিত্তিক সমীক্ষা/শিক্ষামূলক ভ্রমণ/ শিল্পকেন্দ্র ভ্রমণ পাঠ্যক্রমের অন্তর্ভুক্ত।

7 responses

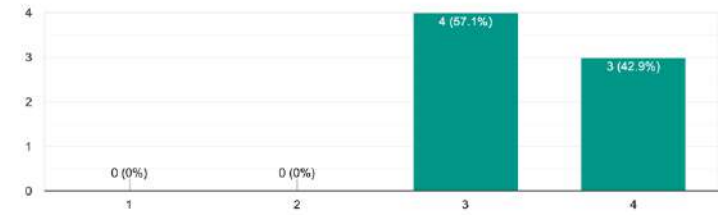


6. The curriculum is designed to encourage

interdisciplinary studies and inculcate ethical values.

পাঠ্যক্রমের বিন্যাস আন্তর্বিষয় পঠনপাঠনে উৎসাহ প্রদান করে এবং মূল্যবোধের বিকাশ ঘটায়।

7 responses



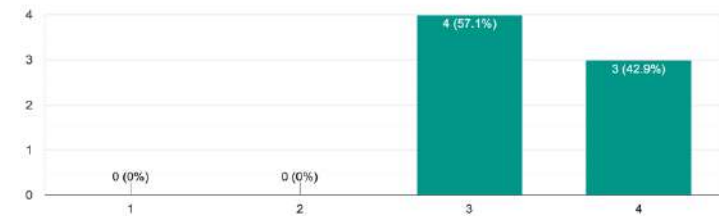
Teaching-learning (পঠনপাঠন)

1 represents Strongly agree (সম্পূর্ণ সহমত),
2 represents Agree (সহমত),
3 represents Disagree (অসহমত),
4 represents Strongly disagree (সম্পূর্ণ অসহমত)

1. The teachers are adequately prepared to teach the topics and answer your queries.

শিক্ষক/ শিক্ষিকারা বিষয়বস্তু পড়াতে এবং তোমার প্রশ্নের উত্তর দিতে প্রস্তুত থাকেন।

7 responses



Analysis of Chemistry 4th Semester Hons. Student Feedback 2022-23

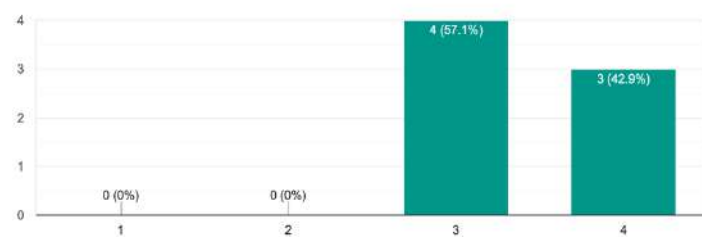
<p>2. The teachers make use of ICT tools like LCD projector, multimedia etc while teaching.</p> <p>শিক্ষক/শিক্ষিকারা পড়ানোর সময় ICT মাধ্যম যেমন LCD projector বা multimedia ব্যবহার করেন।</p>	<p>7 responses</p> <table border="1"><thead><tr><th>Rating</th><th>Number of Responses</th><th>Percentage</th></tr></thead><tbody><tr><td>1</td><td>0</td><td>0%</td></tr><tr><td>2</td><td>1</td><td>14.3%</td></tr><tr><td>3</td><td>4</td><td>57.1%</td></tr><tr><td>4</td><td>2</td><td>28.6%</td></tr></tbody></table>	Rating	Number of Responses	Percentage	1	0	0%	2	1	14.3%	3	4	57.1%	4	2	28.6%
Rating	Number of Responses	Percentage														
1	0	0%														
2	1	14.3%														
3	4	57.1%														
4	2	28.6%														
<p>3. The teachers encourage meaningful interactions and innovative teaching learning methods like quiz or debate in class.</p> <p>শিক্ষক/শিক্ষিকারা পড়ানোর সময় যথোপযুক্ত মত বিনিময়ে উৎসাহ দেন এবং পঠনপাঠনে বিভিন্ন উদ্ভাবনী প্রক্রিয়া যেমন কুইজ বা বিতর্কের ব্যবহার করেন।</p>	<p>7 responses</p> <table border="1"><thead><tr><th>Rating</th><th>Number of Responses</th><th>Percentage</th></tr></thead><tbody><tr><td>1</td><td>0</td><td>0%</td></tr><tr><td>2</td><td>0</td><td>0%</td></tr><tr><td>3</td><td>4</td><td>57.1%</td></tr><tr><td>4</td><td>3</td><td>42.9%</td></tr></tbody></table>	Rating	Number of Responses	Percentage	1	0	0%	2	0	0%	3	4	57.1%	4	3	42.9%
Rating	Number of Responses	Percentage														
1	0	0%														
2	0	0%														
3	4	57.1%														
4	3	42.9%														
<p>4. Teachers are able to address your particular needs in the class.</p> <p>শিক্ষক/শিক্ষিকারা তোমার নিজস্ব বিশেষ প্রয়োজন নিবারণে সক্ষম।</p>	<p>7 responses</p> <table border="1"><thead><tr><th>Rating</th><th>Number of Responses</th><th>Percentage</th></tr></thead><tbody><tr><td>1</td><td>0</td><td>0%</td></tr><tr><td>2</td><td>0</td><td>0%</td></tr><tr><td>3</td><td>4</td><td>57.1%</td></tr><tr><td>4</td><td>3</td><td>42.9%</td></tr></tbody></table>	Rating	Number of Responses	Percentage	1	0	0%	2	0	0%	3	4	57.1%	4	3	42.9%
Rating	Number of Responses	Percentage														
1	0	0%														
2	0	0%														
3	4	57.1%														
4	3	42.9%														
<p>5. The curriculum involves practical exercises /field studies/ excursion/industrial visits.</p> <p>হাতে কলমে শিক্ষা/ বিষয়ভিত্তিক সমীক্ষা/শিক্ষামূলক ভ্রমণ/শিল্পকেন্দ্র ভ্রমণ পাঠ্যক্রমের অন্তর্ভুক্ত।</p>	<p>7 responses</p> <table border="1"><thead><tr><th>Rating</th><th>Number of Responses</th><th>Percentage</th></tr></thead><tbody><tr><td>1</td><td>0</td><td>0%</td></tr><tr><td>2</td><td>0</td><td>0%</td></tr><tr><td>3</td><td>5</td><td>71.4%</td></tr><tr><td>4</td><td>2</td><td>28.6%</td></tr></tbody></table>	Rating	Number of Responses	Percentage	1	0	0%	2	0	0%	3	5	71.4%	4	2	28.6%
Rating	Number of Responses	Percentage														
1	0	0%														
2	0	0%														
3	5	71.4%														
4	2	28.6%														

Analysis of Chemistry 4th Semester Hons. Student Feedback 2022-23

6.The curriculum is designed to encourage interdisciplinary studies and inculcate ethical values.

পাঠ্যক্রমের বিন্যাস আন্তর্বিষয় পঠনপাঠনে উৎসাহ প্রদান করে এবং মূল্যবোধের বিকাশ ঘটায়।

7 responses



Analysis of Commerce 4th Semester Hons. Student Feedback 2022-23

Question	Analysis Chart															
<p>Curriculum (পাঠ্যক্রম)</p> <p>1 represents Strongly agree (সম্পূর্ণ সহমত), 2 represents Agree (সহমত), 3 represents Disagree (অসহমত), 4 represents Strongly disagree (সম্পূর্ণ অসহমত)</p>																
<p>1. The curriculum gives you comprehensive knowledge about the subject.</p> <p>পাঠ্যক্রম তোমাকে বিষয়বস্তু সম্পর্কে সম্যক জ্ঞানলাভে সহায়তা করে।</p>	<p>13 responses</p> <table border="1" style="margin-left: auto; margin-right: auto;"> <thead> <tr> <th>Response</th> <th>Count</th> <th>Percentage</th> </tr> </thead> <tbody> <tr> <td>1</td> <td>1</td> <td>7.7%</td> </tr> <tr> <td>2</td> <td>1</td> <td>7.7%</td> </tr> <tr> <td>3</td> <td>7</td> <td>53.8%</td> </tr> <tr> <td>4</td> <td>4</td> <td>30.8%</td> </tr> </tbody> </table>	Response	Count	Percentage	1	1	7.7%	2	1	7.7%	3	7	53.8%	4	4	30.8%
Response	Count	Percentage														
1	1	7.7%														
2	1	7.7%														
3	7	53.8%														
4	4	30.8%														
<p>2. The curriculum is up-to-date.</p> <p>পাঠ্যক্রম সময়োপযোগী।</p>	<p>13 responses</p> <table border="1" style="margin-left: auto; margin-right: auto;"> <thead> <tr> <th>Response</th> <th>Count</th> <th>Percentage</th> </tr> </thead> <tbody> <tr> <td>1</td> <td>2</td> <td>15.4%</td> </tr> <tr> <td>2</td> <td>3</td> <td>23.1%</td> </tr> <tr> <td>3</td> <td>6</td> <td>46.2%</td> </tr> <tr> <td>4</td> <td>2</td> <td>15.4%</td> </tr> </tbody> </table>	Response	Count	Percentage	1	2	15.4%	2	3	23.1%	3	6	46.2%	4	2	15.4%
Response	Count	Percentage														
1	2	15.4%														
2	3	23.1%														
3	6	46.2%														
4	2	15.4%														
<p>3. The design of the curriculum is convenient to end the syllabus in time.</p> <p>পাঠ্যক্রমের বিন্যাস সময়ে সিলেবাস শেষ করতে সক্ষম।</p>	<p>13 responses</p> <table border="1" style="margin-left: auto; margin-right: auto;"> <thead> <tr> <th>Response</th> <th>Count</th> <th>Percentage</th> </tr> </thead> <tbody> <tr> <td>1</td> <td>5</td> <td>38.5%</td> </tr> <tr> <td>2</td> <td>3</td> <td>23.1%</td> </tr> <tr> <td>3</td> <td>4</td> <td>30.8%</td> </tr> <tr> <td>4</td> <td>1</td> <td>7.7%</td> </tr> </tbody> </table>	Response	Count	Percentage	1	5	38.5%	2	3	23.1%	3	4	30.8%	4	1	7.7%
Response	Count	Percentage														
1	5	38.5%														
2	3	23.1%														
3	4	30.8%														
4	1	7.7%														

Analysis of Commerce 4th Semester Hons. Student Feedback 2022-23

<p>4. The curriculum prepares you for higher studies/job market.</p> <p>পাঠ্যক্রম উচ্চশিক্ষা অথবা কর্মক্ষেত্রের জন্য তোমাকে প্রস্তুত করে।</p>	<p>13 responses</p> <table border="1" style="margin-left: auto; margin-right: auto;"> <thead> <tr> <th>Response Level</th> <th>Count</th> <th>Percentage</th> </tr> </thead> <tbody> <tr> <td>1</td> <td>1</td> <td>7.7%</td> </tr> <tr> <td>2</td> <td>1</td> <td>7.7%</td> </tr> <tr> <td>3</td> <td>7</td> <td>53.8%</td> </tr> <tr> <td>4</td> <td>4</td> <td>30.8%</td> </tr> </tbody> </table>	Response Level	Count	Percentage	1	1	7.7%	2	1	7.7%	3	7	53.8%	4	4	30.8%
Response Level	Count	Percentage														
1	1	7.7%														
2	1	7.7%														
3	7	53.8%														
4	4	30.8%														
<p>5. The curriculum involves practical exercises /field studies/ excursion/industrial visits.</p> <p>হাতে কলমে শিক্ষা/ বিষয়ভিত্তিক সমীক্ষা/শিক্ষামূলক ভ্রমণ/ শিল্পকেন্দ্র ভ্রমণ পাঠ্যক্রমের অন্তর্ভুক্ত।</p>	<p>13 responses</p> <table border="1" style="margin-left: auto; margin-right: auto;"> <thead> <tr> <th>Response Level</th> <th>Count</th> <th>Percentage</th> </tr> </thead> <tbody> <tr> <td>1</td> <td>0</td> <td>0%</td> </tr> <tr> <td>2</td> <td>0</td> <td>0%</td> </tr> <tr> <td>3</td> <td>4</td> <td>30.8%</td> </tr> <tr> <td>4</td> <td>9</td> <td>69.2%</td> </tr> </tbody> </table>	Response Level	Count	Percentage	1	0	0%	2	0	0%	3	4	30.8%	4	9	69.2%
Response Level	Count	Percentage														
1	0	0%														
2	0	0%														
3	4	30.8%														
4	9	69.2%														
<p>6. The curriculum is designed to encourage interdisciplinary studies and inculcate ethical values.</p> <p>পাঠ্যক্রমের বিন্যাস আন্তর্বিষয় পঠনপাঠনে উৎসাহ প্রদান করে এবং মূল্যবোধের বিকাশ ঘটায়।</p>	<p>13 responses</p> <table border="1" style="margin-left: auto; margin-right: auto;"> <thead> <tr> <th>Response Level</th> <th>Count</th> <th>Percentage</th> </tr> </thead> <tbody> <tr> <td>1</td> <td>2</td> <td>15.4%</td> </tr> <tr> <td>2</td> <td>3</td> <td>23.1%</td> </tr> <tr> <td>3</td> <td>6</td> <td>46.2%</td> </tr> <tr> <td>4</td> <td>2</td> <td>15.4%</td> </tr> </tbody> </table>	Response Level	Count	Percentage	1	2	15.4%	2	3	23.1%	3	6	46.2%	4	2	15.4%
Response Level	Count	Percentage														
1	2	15.4%														
2	3	23.1%														
3	6	46.2%														
4	2	15.4%														
<p>Teaching-learning (পঠনপাঠন)</p> <p>1 represents Strongly agree (সম্পূর্ণ সহমত), 2 represents Agree (সহমত), 3 represents Disagree (অসহমত), 4 represents Strongly disagree (সম্পূর্ণ অসহমত)</p>																
<p>1. The teachers are adequately prepared to teach the topics and answer your queries.</p> <p>শিক্ষক/ শিক্ষিকারা বিষয়বস্তু পড়াতে এবং তোমার প্রশ্নের উত্তর দিতে প্রস্তুত থাকেন।</p>	<p>13 responses</p> <table border="1" style="margin-left: auto; margin-right: auto;"> <thead> <tr> <th>Response Level</th> <th>Count</th> <th>Percentage</th> </tr> </thead> <tbody> <tr> <td>1</td> <td>0</td> <td>0%</td> </tr> <tr> <td>2</td> <td>3</td> <td>23.1%</td> </tr> <tr> <td>3</td> <td>4</td> <td>30.8%</td> </tr> <tr> <td>4</td> <td>6</td> <td>46.2%</td> </tr> </tbody> </table>	Response Level	Count	Percentage	1	0	0%	2	3	23.1%	3	4	30.8%	4	6	46.2%
Response Level	Count	Percentage														
1	0	0%														
2	3	23.1%														
3	4	30.8%														
4	6	46.2%														

Analysis of Commerce 4th Semester Hons. Student Feedback 2022-23

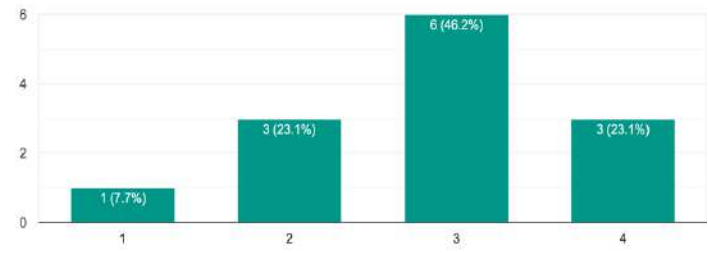
<p>2. The teachers make use of ICT tools like LCD projector, multimedia etc while teaching.</p> <p>শিক্ষক/শিক্ষিকারা পড়ানোর সময় ICT মাধ্যম যেমন LCD projector বা multimedia ব্যবহার করেন।</p>	<p>13 responses</p> <table border="1"><thead><tr><th>Rating</th><th>Number of Responses</th><th>Percentage</th></tr></thead><tbody><tr><td>1</td><td>1</td><td>7.7%</td></tr><tr><td>2</td><td>1</td><td>7.7%</td></tr><tr><td>3</td><td>6</td><td>46.2%</td></tr><tr><td>4</td><td>5</td><td>38.5%</td></tr></tbody></table>	Rating	Number of Responses	Percentage	1	1	7.7%	2	1	7.7%	3	6	46.2%	4	5	38.5%
Rating	Number of Responses	Percentage														
1	1	7.7%														
2	1	7.7%														
3	6	46.2%														
4	5	38.5%														
<p>3. The teachers encourage meaningful interactions and innovative teaching learning methods like quiz or debate in class.</p> <p>শিক্ষক/ শিক্ষিকারা পড়ানোর সময় যথোপযুক্ত মত বিনিময়ে উৎসাহ দেন এবং পঠনপাঠনে বিভিন্ন উদ্ভাবনী প্রক্রিয়া যেমন কুইজ বা বিতর্কের ব্যবহার করেন।</p>	<p>13 responses</p> <table border="1"><thead><tr><th>Rating</th><th>Number of Responses</th><th>Percentage</th></tr></thead><tbody><tr><td>1</td><td>2</td><td>15.4%</td></tr><tr><td>2</td><td>7</td><td>53.8%</td></tr><tr><td>3</td><td>4</td><td>30.8%</td></tr><tr><td>4</td><td>0</td><td>0%</td></tr></tbody></table>	Rating	Number of Responses	Percentage	1	2	15.4%	2	7	53.8%	3	4	30.8%	4	0	0%
Rating	Number of Responses	Percentage														
1	2	15.4%														
2	7	53.8%														
3	4	30.8%														
4	0	0%														
<p>4. Teachers are able to address your particular needs in the class.</p> <p>শিক্ষক/ শিক্ষিকারা তোমার নিজস্ব বিশেষ প্রয়োজন নিবারণে সক্ষম।</p>	<p>13 responses</p> <table border="1"><thead><tr><th>Rating</th><th>Number of Responses</th><th>Percentage</th></tr></thead><tbody><tr><td>1</td><td>2</td><td>15.4%</td></tr><tr><td>2</td><td>3</td><td>23.1%</td></tr><tr><td>3</td><td>6</td><td>46.2%</td></tr><tr><td>4</td><td>2</td><td>15.4%</td></tr></tbody></table>	Rating	Number of Responses	Percentage	1	2	15.4%	2	3	23.1%	3	6	46.2%	4	2	15.4%
Rating	Number of Responses	Percentage														
1	2	15.4%														
2	3	23.1%														
3	6	46.2%														
4	2	15.4%														
<p>5. The curriculum involves practical exercises</p> <p>/field studies/ excursion/industrial visits.</p> <p>হাতে কলমে শিক্ষা/ বিষয়ভিত্তিক সমীক্ষা/শিক্ষামূলক ভ্রমণ/ শিল্পকেন্দ্র ভ্রমণ পাঠ্যক্রমের অন্তর্ভুক্ত।</p>	<p>13 responses</p> <table border="1"><thead><tr><th>Rating</th><th>Number of Responses</th><th>Percentage</th></tr></thead><tbody><tr><td>1</td><td>3</td><td>23.1%</td></tr><tr><td>2</td><td>4</td><td>30.8%</td></tr><tr><td>3</td><td>1</td><td>7.7%</td></tr><tr><td>4</td><td>5</td><td>38.5%</td></tr></tbody></table>	Rating	Number of Responses	Percentage	1	3	23.1%	2	4	30.8%	3	1	7.7%	4	5	38.5%
Rating	Number of Responses	Percentage														
1	3	23.1%														
2	4	30.8%														
3	1	7.7%														
4	5	38.5%														

Analysis of Commerce 4th Semester Hons. Student Feedback 2022-23

6.The curriculum is designed to encourage interdisciplinary studies and inculcate ethical values.

পাঠ্যক্রমের বিন্যাস আন্তর্বিষয় পঠনপাঠনে উৎসাহ প্রদান করে এবং মূল্যবোধের বিকাশ ঘটায়।

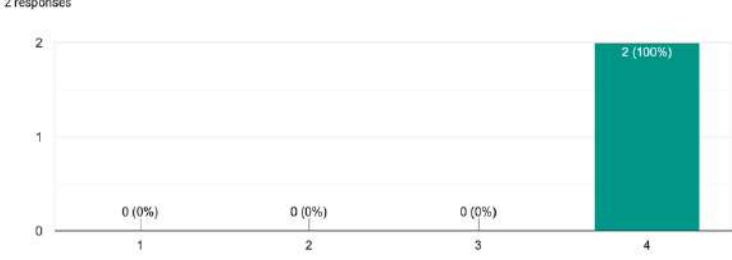
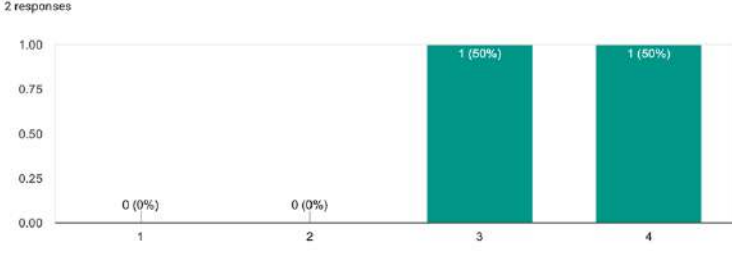
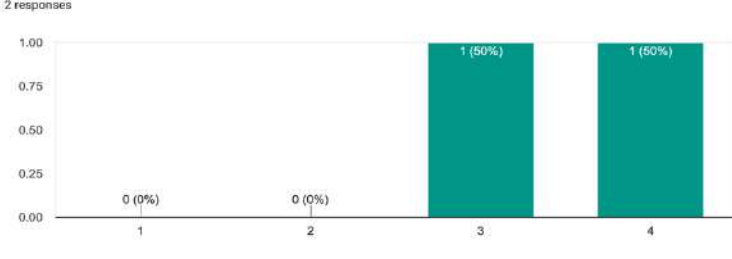
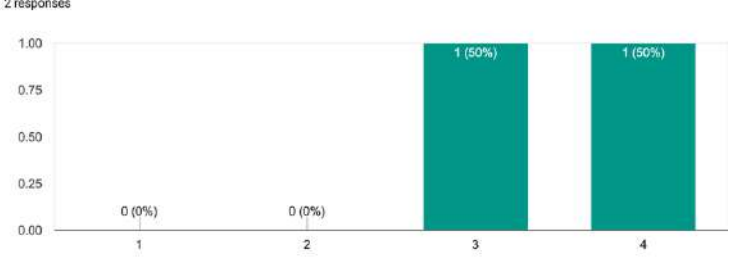
13 responses



Analysis of Computer Science 4th Semester Hons. Student Feedback 2022-23

Question	Analysis Chart															
<p>Curriculum (পাঠ্যক্রম)</p> <p>1 represents Strongly agree (সম্পূর্ণ সহমত), 2 represents Agree (সহমত), 3 represents Disagree (অসহমত), 4 represents Strongly disagree (সম্পূর্ণ অসহমত)</p>																
<p>1. The curriculum gives you comprehensive knowledge about the subject.</p> <p>পাঠ্যক্রম তোমাকে বিষয়বস্তু সম্পর্কে সম্যক জ্ঞানলাভে সহায়তা করে।</p>	<p>2 responses</p> <table border="1" style="margin: 0 auto;"> <tr><th>Rating</th><th>Count</th><th>Percentage</th></tr> <tr><td>1</td><td>0</td><td>0%</td></tr> <tr><td>2</td><td>0</td><td>0%</td></tr> <tr><td>3</td><td>0</td><td>0%</td></tr> <tr><td>4</td><td>2</td><td>100%</td></tr> </table>	Rating	Count	Percentage	1	0	0%	2	0	0%	3	0	0%	4	2	100%
Rating	Count	Percentage														
1	0	0%														
2	0	0%														
3	0	0%														
4	2	100%														
<p>2. The curriculum is up-to-date.</p> <p>পাঠ্যক্রম সময়োপযোগী।</p>	<p>2 responses</p> <table border="1" style="margin: 0 auto;"> <tr><th>Rating</th><th>Count</th><th>Percentage</th></tr> <tr><td>1</td><td>0</td><td>0%</td></tr> <tr><td>2</td><td>0</td><td>0%</td></tr> <tr><td>3</td><td>0</td><td>0%</td></tr> <tr><td>4</td><td>2</td><td>100%</td></tr> </table>	Rating	Count	Percentage	1	0	0%	2	0	0%	3	0	0%	4	2	100%
Rating	Count	Percentage														
1	0	0%														
2	0	0%														
3	0	0%														
4	2	100%														
<p>3. The design of the curriculum is convenient to end the syllabus in time.</p> <p>পাঠ্যক্রমের বিন্যাস সময়ে সিলেবাস শেষ করতে সক্ষম।</p>	<p>2 responses</p> <table border="1" style="margin: 0 auto;"> <tr><th>Rating</th><th>Count</th><th>Percentage</th></tr> <tr><td>1</td><td>0</td><td>0%</td></tr> <tr><td>2</td><td>0</td><td>0%</td></tr> <tr><td>3</td><td>0</td><td>0%</td></tr> <tr><td>4</td><td>2</td><td>100%</td></tr> </table>	Rating	Count	Percentage	1	0	0%	2	0	0%	3	0	0%	4	2	100%
Rating	Count	Percentage														
1	0	0%														
2	0	0%														
3	0	0%														
4	2	100%														

Analysis of Computer Science 4th Semester Hons. Student Feedback 2022-23

<p>4. The curriculum prepares you for higher studies/job market.</p> <p>পাঠ্যক্রম উচ্চশিক্ষা অথবা কর্মক্ষেত্রের জন্য তোমাকে প্রস্তুত করে।</p>	<p>2 responses</p>  <table border="1"><thead><tr><th>Rating</th><th>Count</th><th>Percentage</th></tr></thead><tbody><tr><td>1</td><td>0</td><td>0%</td></tr><tr><td>2</td><td>0</td><td>0%</td></tr><tr><td>3</td><td>0</td><td>0%</td></tr><tr><td>4</td><td>2</td><td>100%</td></tr></tbody></table>	Rating	Count	Percentage	1	0	0%	2	0	0%	3	0	0%	4	2	100%
Rating	Count	Percentage														
1	0	0%														
2	0	0%														
3	0	0%														
4	2	100%														
<p>5. The curriculum involves practical exercises</p> <p>/field studies/ excursion/industrial visits.</p> <p>হাতে কলমে শিক্ষা/ বিষয়ভিত্তিক সমীক্ষা/শিক্ষামূলক ভ্রমণ/ শিল্পক্ষেত্র ভ্রমণ পাঠ্যক্রমের অন্তর্ভুক্ত।</p>	<p>2 responses</p>  <table border="1"><thead><tr><th>Rating</th><th>Count</th><th>Percentage</th></tr></thead><tbody><tr><td>1</td><td>0</td><td>0%</td></tr><tr><td>2</td><td>0</td><td>0%</td></tr><tr><td>3</td><td>1</td><td>50%</td></tr><tr><td>4</td><td>1</td><td>50%</td></tr></tbody></table>	Rating	Count	Percentage	1	0	0%	2	0	0%	3	1	50%	4	1	50%
Rating	Count	Percentage														
1	0	0%														
2	0	0%														
3	1	50%														
4	1	50%														
<p>6. The curriculum is designed to encourage interdisciplinary studies and inculcate ethical values.</p> <p>পাঠ্যক্রমের বিন্যাস আন্তর্বিষয় পঠনপাঠনে উৎসাহ প্রদান করে এবং মূল্যবোধের বিকাশ ঘটায়।</p>	<p>2 responses</p>  <table border="1"><thead><tr><th>Rating</th><th>Count</th><th>Percentage</th></tr></thead><tbody><tr><td>1</td><td>0</td><td>0%</td></tr><tr><td>2</td><td>0</td><td>0%</td></tr><tr><td>3</td><td>1</td><td>50%</td></tr><tr><td>4</td><td>1</td><td>50%</td></tr></tbody></table>	Rating	Count	Percentage	1	0	0%	2	0	0%	3	1	50%	4	1	50%
Rating	Count	Percentage														
1	0	0%														
2	0	0%														
3	1	50%														
4	1	50%														
<p>Teaching-learning (পঠনপাঠন)</p> <p>1 represents Strongly agree (সম্পূর্ণ সহমত), 2 represents Agree (সহমত), 3 represents Disagree (অসহমত), 4 represents Strongly disagree (সম্পূর্ণ অসহমত)</p>																
<p>1. The teachers are adequately prepared to teach the topics and answer your queries.</p> <p>শিক্ষক/ শিক্ষিকারা বিষয়বস্তু পড়াতে এবং তোমার প্রশ্নের উত্তর দিতে প্রস্তুত থাকেন।</p>	<p>2 responses</p>  <table border="1"><thead><tr><th>Rating</th><th>Count</th><th>Percentage</th></tr></thead><tbody><tr><td>1</td><td>0</td><td>0%</td></tr><tr><td>2</td><td>0</td><td>0%</td></tr><tr><td>3</td><td>1</td><td>50%</td></tr><tr><td>4</td><td>1</td><td>50%</td></tr></tbody></table>	Rating	Count	Percentage	1	0	0%	2	0	0%	3	1	50%	4	1	50%
Rating	Count	Percentage														
1	0	0%														
2	0	0%														
3	1	50%														
4	1	50%														

Analysis of Computer Science 4th Semester Hons. Student Feedback 2022-23

<p>2. The teachers make use of ICT tools like LCD projector, multimedia etc while teaching.</p> <p>শিক্ষক/শিক্ষিকারা পড়ানোর সময় ICT মাধ্যম যেমন LCD projector বা multimedia ব্যবহার করেন।</p>	<p>2 responses</p> <table border="1"> <thead> <tr> <th>Rating</th> <th>Count</th> <th>Percentage</th> </tr> </thead> <tbody> <tr> <td>1</td> <td>0</td> <td>0%</td> </tr> <tr> <td>2</td> <td>0</td> <td>0%</td> </tr> <tr> <td>3</td> <td>1</td> <td>50%</td> </tr> <tr> <td>4</td> <td>1</td> <td>50%</td> </tr> </tbody> </table>	Rating	Count	Percentage	1	0	0%	2	0	0%	3	1	50%	4	1	50%
Rating	Count	Percentage														
1	0	0%														
2	0	0%														
3	1	50%														
4	1	50%														
<p>3. The teachers encourage meaningful interactions and innovative teaching learning methods like quiz or debate in class.</p> <p>শিক্ষক/ শিক্ষিকারা পড়ানোর সময় যথোপযুক্ত মত বিনিময়ে উৎসাহ দেন এবং পঠনপাঠনে বিভিন্ন উদ্ভাবনী প্রক্রিয়া যেমন কুইজ বা বিতর্কের ব্যবহার করেন।</p>	<p>2 responses</p> <table border="1"> <thead> <tr> <th>Rating</th> <th>Count</th> <th>Percentage</th> </tr> </thead> <tbody> <tr> <td>1</td> <td>0</td> <td>0%</td> </tr> <tr> <td>2</td> <td>0</td> <td>0%</td> </tr> <tr> <td>3</td> <td>1</td> <td>50%</td> </tr> <tr> <td>4</td> <td>1</td> <td>50%</td> </tr> </tbody> </table>	Rating	Count	Percentage	1	0	0%	2	0	0%	3	1	50%	4	1	50%
Rating	Count	Percentage														
1	0	0%														
2	0	0%														
3	1	50%														
4	1	50%														
<p>4. Teachers are able to address your particular needs in the class.</p> <p>শিক্ষক/ শিক্ষিকারা তোমার নিজস্ব বিশেষ প্রয়োজন নিবারণে সক্ষম।</p>	<p>2 responses</p> <table border="1"> <thead> <tr> <th>Rating</th> <th>Count</th> <th>Percentage</th> </tr> </thead> <tbody> <tr> <td>1</td> <td>0</td> <td>0%</td> </tr> <tr> <td>2</td> <td>0</td> <td>0%</td> </tr> <tr> <td>3</td> <td>2</td> <td>100%</td> </tr> <tr> <td>4</td> <td>0</td> <td>0%</td> </tr> </tbody> </table>	Rating	Count	Percentage	1	0	0%	2	0	0%	3	2	100%	4	0	0%
Rating	Count	Percentage														
1	0	0%														
2	0	0%														
3	2	100%														
4	0	0%														
<p>5. The curriculum involves practical exercises /field studies/ excursion/industrial visits.</p> <p>হাতে কলমে শিক্ষা/ বিষয়ভিত্তিক সমীক্ষা/শিক্ষামূলক ভ্রমণ/ শিল্পকেন্দ্র ভ্রমণ পাঠ্যক্রমের অন্তর্ভুক্ত।</p>	<p>2 responses</p> <table border="1"> <thead> <tr> <th>Rating</th> <th>Count</th> <th>Percentage</th> </tr> </thead> <tbody> <tr> <td>1</td> <td>0</td> <td>0%</td> </tr> <tr> <td>2</td> <td>1</td> <td>50%</td> </tr> <tr> <td>3</td> <td>0</td> <td>0%</td> </tr> <tr> <td>4</td> <td>1</td> <td>50%</td> </tr> </tbody> </table>	Rating	Count	Percentage	1	0	0%	2	1	50%	3	0	0%	4	1	50%
Rating	Count	Percentage														
1	0	0%														
2	1	50%														
3	0	0%														
4	1	50%														
<p>6. The curriculum is designed to encourage interdisciplinary studies and inculcate ethical values.</p> <p>পাঠ্যক্রমের বিন্যাস আন্তর্বিষয় পঠনপাঠনে উৎসাহ প্রদান করে এবং মূল্যবোধের বিকাশ ঘটায়।</p>	<p>2 responses</p> <table border="1"> <thead> <tr> <th>Rating</th> <th>Count</th> <th>Percentage</th> </tr> </thead> <tbody> <tr> <td>1</td> <td>0</td> <td>0%</td> </tr> <tr> <td>2</td> <td>0</td> <td>0%</td> </tr> <tr> <td>3</td> <td>1</td> <td>50%</td> </tr> <tr> <td>4</td> <td>1</td> <td>50%</td> </tr> </tbody> </table>	Rating	Count	Percentage	1	0	0%	2	0	0%	3	1	50%	4	1	50%
Rating	Count	Percentage														
1	0	0%														
2	0	0%														
3	1	50%														
4	1	50%														

Analysis of Education 4th Semester Hons. Student Feedback 2022-23

Question	Analysis Chart															
<p>Curriculum (পাঠ্যক্রম)</p> <p>1 represents Strongly agree (সম্পূর্ণ সহমত), 2 represents Agree (সহমত), 3 represents Disagree (অসহমত), 4 represents Strongly disagree (সম্পূর্ণ অসহমত)</p>																
<p>1. The curriculum gives you comprehensive knowledge about the subject.</p> <p>পাঠ্যক্রম তোমাকে বিষয়বস্তু সম্পর্কে সম্যক জ্ঞানলাভে সহায়তা করে।</p>	<p>41 responses</p> <table border="1" style="margin-left: auto; margin-right: auto;"> <thead> <tr> <th>Rating</th> <th>Count</th> <th>Percentage</th> </tr> </thead> <tbody> <tr> <td>1</td> <td>3</td> <td>7.3%</td> </tr> <tr> <td>2</td> <td>1</td> <td>2.4%</td> </tr> <tr> <td>3</td> <td>6</td> <td>14.6%</td> </tr> <tr> <td>4</td> <td>31</td> <td>75.6%</td> </tr> </tbody> </table>	Rating	Count	Percentage	1	3	7.3%	2	1	2.4%	3	6	14.6%	4	31	75.6%
Rating	Count	Percentage														
1	3	7.3%														
2	1	2.4%														
3	6	14.6%														
4	31	75.6%														
<p>2. The curriculum is up-to-date.</p> <p>পাঠ্যক্রম সময়োপযোগী।</p>	<p>41 responses</p> <table border="1" style="margin-left: auto; margin-right: auto;"> <thead> <tr> <th>Rating</th> <th>Count</th> <th>Percentage</th> </tr> </thead> <tbody> <tr> <td>1</td> <td>2</td> <td>4.9%</td> </tr> <tr> <td>2</td> <td>1</td> <td>2.4%</td> </tr> <tr> <td>3</td> <td>7</td> <td>17.1%</td> </tr> <tr> <td>4</td> <td>31</td> <td>75.6%</td> </tr> </tbody> </table>	Rating	Count	Percentage	1	2	4.9%	2	1	2.4%	3	7	17.1%	4	31	75.6%
Rating	Count	Percentage														
1	2	4.9%														
2	1	2.4%														
3	7	17.1%														
4	31	75.6%														
<p>3. The design of the curriculum is convenient to end the syllabus in time.</p> <p>পাঠ্যক্রমের বিন্যাস সময়ে সিলেবাস শেষ করতে সক্ষম।</p>	<p>41 responses</p> <table border="1" style="margin-left: auto; margin-right: auto;"> <thead> <tr> <th>Rating</th> <th>Count</th> <th>Percentage</th> </tr> </thead> <tbody> <tr> <td>1</td> <td>3</td> <td>7.3%</td> </tr> <tr> <td>2</td> <td>3</td> <td>7.3%</td> </tr> <tr> <td>3</td> <td>17</td> <td>41.5%</td> </tr> <tr> <td>4</td> <td>18</td> <td>43.9%</td> </tr> </tbody> </table>	Rating	Count	Percentage	1	3	7.3%	2	3	7.3%	3	17	41.5%	4	18	43.9%
Rating	Count	Percentage														
1	3	7.3%														
2	3	7.3%														
3	17	41.5%														
4	18	43.9%														

Analysis of Education 4th Semester Hons. Student Feedback 2022-23

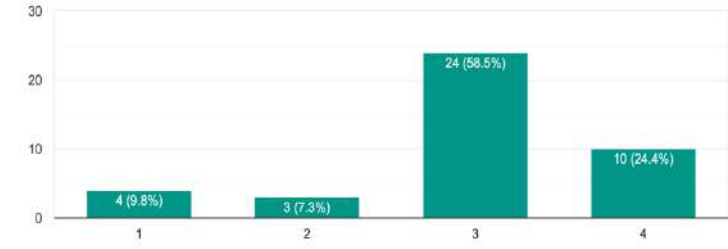
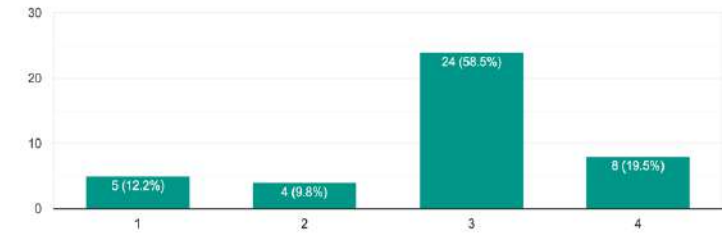
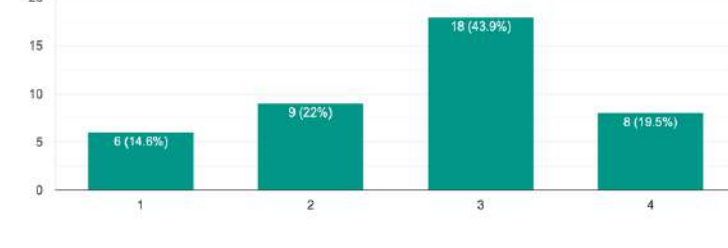
<p>4. The curriculum prepares you for higher studies/job market.</p> <p>পাঠ্যক্রম উচ্চশিক্ষা অথবা কর্মক্ষেত্রের জন্য তোমাকে প্রস্তুত করে।</p>	<p>41 responses</p> <table border="1"><thead><tr><th>Response Level</th><th>Number of Responses</th><th>Percentage</th></tr></thead><tbody><tr><td>1</td><td>3</td><td>7.3%</td></tr><tr><td>2</td><td>0</td><td>0%</td></tr><tr><td>3</td><td>11</td><td>26.8%</td></tr><tr><td>4</td><td>27</td><td>65.9%</td></tr></tbody></table>	Response Level	Number of Responses	Percentage	1	3	7.3%	2	0	0%	3	11	26.8%	4	27	65.9%
Response Level	Number of Responses	Percentage														
1	3	7.3%														
2	0	0%														
3	11	26.8%														
4	27	65.9%														
<p>5. The curriculum involves practical exercises</p> <p>/field studies/ excursion/industrial visits.</p> <p>হাতে কলমে শিক্ষা/ বিষয়ভিত্তিক সমীক্ষা/শিক্ষামূলক ভ্রমণ/ শিল্পকেন্দ্র ভ্রমণ পাঠ্যক্রমের অন্তর্ভুক্ত।</p>	<p>41 responses</p> <table border="1"><thead><tr><th>Response Level</th><th>Number of Responses</th><th>Percentage</th></tr></thead><tbody><tr><td>1</td><td>2</td><td>4.9%</td></tr><tr><td>2</td><td>0</td><td>0%</td></tr><tr><td>3</td><td>12</td><td>29.3%</td></tr><tr><td>4</td><td>27</td><td>65.8%</td></tr></tbody></table>	Response Level	Number of Responses	Percentage	1	2	4.9%	2	0	0%	3	12	29.3%	4	27	65.8%
Response Level	Number of Responses	Percentage														
1	2	4.9%														
2	0	0%														
3	12	29.3%														
4	27	65.8%														
<p>6. The curriculum is designed to encourage interdisciplinary studies and inculcate ethical values.</p> <p>পাঠ্যক্রমের বিন্যাস আন্তর্বিষয় পঠনপাঠনে উৎসাহ প্রদান করে এবং মূল্যবোধের বিকাশ ঘটায়।</p>	<p>41 responses</p> <table border="1"><thead><tr><th>Response Level</th><th>Number of Responses</th><th>Percentage</th></tr></thead><tbody><tr><td>1</td><td>2</td><td>4.9%</td></tr><tr><td>2</td><td>3</td><td>7.3%</td></tr><tr><td>3</td><td>15</td><td>36.6%</td></tr><tr><td>4</td><td>21</td><td>51.2%</td></tr></tbody></table>	Response Level	Number of Responses	Percentage	1	2	4.9%	2	3	7.3%	3	15	36.6%	4	21	51.2%
Response Level	Number of Responses	Percentage														
1	2	4.9%														
2	3	7.3%														
3	15	36.6%														
4	21	51.2%														
<p>Teaching-learning (পঠনপাঠন)</p> <p>1 represents Strongly agree (সম্পূর্ণ সহমত), 2 represents Agree (সহমত), 3 represents Disagree (অসহমত), 4 represents Strongly disagree (সম্পূর্ণ অসহমত)</p>																
<p>1. The teachers are adequately prepared to teach the topics and answer your queries.</p> <p>শিক্ষক/ শিক্ষিকারা বিষয়বস্তু পড়াতে এবং তোমার প্রশ্নের উত্তর দিতে প্রস্তুত থাকেন।</p>	<p>41 responses</p> <table border="1"><thead><tr><th>Response Level</th><th>Number of Responses</th><th>Percentage</th></tr></thead><tbody><tr><td>1</td><td>3</td><td>7.3%</td></tr><tr><td>2</td><td>0</td><td>0%</td></tr><tr><td>3</td><td>8</td><td>19.5%</td></tr><tr><td>4</td><td>30</td><td>73.2%</td></tr></tbody></table>	Response Level	Number of Responses	Percentage	1	3	7.3%	2	0	0%	3	8	19.5%	4	30	73.2%
Response Level	Number of Responses	Percentage														
1	3	7.3%														
2	0	0%														
3	8	19.5%														
4	30	73.2%														

Analysis of Education 4th Semester Hons. Student Feedback 2022-23

<p>2. The teachers make use of ICT tools like LCD projector, multimedia etc while teaching.</p> <p>শিক্ষক/শিক্ষিকারা পড়ানোর সময় ICT মাধ্যম যেমন LCD projector বা multimedia ব্যবহার করেন।</p>	<p>41 responses</p>  <table border="1"> <thead> <tr> <th>Rating</th> <th>Count</th> <th>Percentage</th> </tr> </thead> <tbody> <tr> <td>1</td> <td>2</td> <td>4.9%</td> </tr> <tr> <td>2</td> <td>1</td> <td>2.4%</td> </tr> <tr> <td>3</td> <td>5</td> <td>12.2%</td> </tr> <tr> <td>4</td> <td>33</td> <td>80.5%</td> </tr> </tbody> </table>	Rating	Count	Percentage	1	2	4.9%	2	1	2.4%	3	5	12.2%	4	33	80.5%
Rating	Count	Percentage														
1	2	4.9%														
2	1	2.4%														
3	5	12.2%														
4	33	80.5%														
<p>3. The teachers encourage meaningful interactions and innovative teaching learning methods like quiz or debate in class.</p> <p>শিক্ষক/ শিক্ষিকারা পড়ানোর সময় যথোপযুক্ত মত বিনিময়ে উৎসাহ দেন এবং পঠনপাঠনে বিভিন্ন উদ্ভাবনী প্রক্রিয়া যেমন কুইজ বা বিতর্কের ব্যবহার করেন।</p>	<p>41 responses</p>  <table border="1"> <thead> <tr> <th>Rating</th> <th>Count</th> <th>Percentage</th> </tr> </thead> <tbody> <tr> <td>1</td> <td>2</td> <td>4.9%</td> </tr> <tr> <td>2</td> <td>1</td> <td>2.4%</td> </tr> <tr> <td>3</td> <td>17</td> <td>41.5%</td> </tr> <tr> <td>4</td> <td>21</td> <td>51.2%</td> </tr> </tbody> </table>	Rating	Count	Percentage	1	2	4.9%	2	1	2.4%	3	17	41.5%	4	21	51.2%
Rating	Count	Percentage														
1	2	4.9%														
2	1	2.4%														
3	17	41.5%														
4	21	51.2%														
<p>4. Teachers are able to address your particular needs in the class.</p> <p>শিক্ষক/ শিক্ষিকারা তোমার নিজস্ব বিশেষ প্রয়োজন নিবারণে সক্ষম।</p>	<p>41 responses</p>  <table border="1"> <thead> <tr> <th>Rating</th> <th>Count</th> <th>Percentage</th> </tr> </thead> <tbody> <tr> <td>1</td> <td>2</td> <td>4.9%</td> </tr> <tr> <td>2</td> <td>1</td> <td>2.4%</td> </tr> <tr> <td>3</td> <td>17</td> <td>41.5%</td> </tr> <tr> <td>4</td> <td>21</td> <td>51.2%</td> </tr> </tbody> </table>	Rating	Count	Percentage	1	2	4.9%	2	1	2.4%	3	17	41.5%	4	21	51.2%
Rating	Count	Percentage														
1	2	4.9%														
2	1	2.4%														
3	17	41.5%														
4	21	51.2%														
<p>5. The curriculum involves practical exercises /field studies/ excursion/industrial visits.</p> <p>হাতে কলমে শিক্ষা/ বিষয়ভিত্তিক সমীক্ষা/শিক্ষামূলক ভ্রমণ/ শিল্পকেন্দ্র ভ্রমণ পাঠ্যক্রমের অন্তর্ভুক্ত।</p>	<p>41 responses</p>  <table border="1"> <thead> <tr> <th>Rating</th> <th>Count</th> <th>Percentage</th> </tr> </thead> <tbody> <tr> <td>1</td> <td>2</td> <td>4.9%</td> </tr> <tr> <td>2</td> <td>3</td> <td>7.3%</td> </tr> <tr> <td>3</td> <td>19</td> <td>46.3%</td> </tr> <tr> <td>4</td> <td>17</td> <td>41.5%</td> </tr> </tbody> </table>	Rating	Count	Percentage	1	2	4.9%	2	3	7.3%	3	19	46.3%	4	17	41.5%
Rating	Count	Percentage														
1	2	4.9%														
2	3	7.3%														
3	19	46.3%														
4	17	41.5%														
<p>6. The curriculum is designed to encourage interdisciplinary studies and inculcate ethical values.</p> <p>পাঠ্যক্রমের বিন্যাস আন্তর্বিষয় পঠনপাঠনে উৎসাহ প্রদান করে এবং মূল্যবোধের বিকাশ ঘটায়।</p>	<p>41 responses</p>  <table border="1"> <thead> <tr> <th>Rating</th> <th>Count</th> <th>Percentage</th> </tr> </thead> <tbody> <tr> <td>1</td> <td>3</td> <td>7.3%</td> </tr> <tr> <td>2</td> <td>2</td> <td>4.9%</td> </tr> <tr> <td>3</td> <td>5</td> <td>12.2%</td> </tr> <tr> <td>4</td> <td>31</td> <td>75.6%</td> </tr> </tbody> </table>	Rating	Count	Percentage	1	3	7.3%	2	2	4.9%	3	5	12.2%	4	31	75.6%
Rating	Count	Percentage														
1	3	7.3%														
2	2	4.9%														
3	5	12.2%														
4	31	75.6%														

Analysis of Education 4th Semester Hons. Student Feedback 2022-23

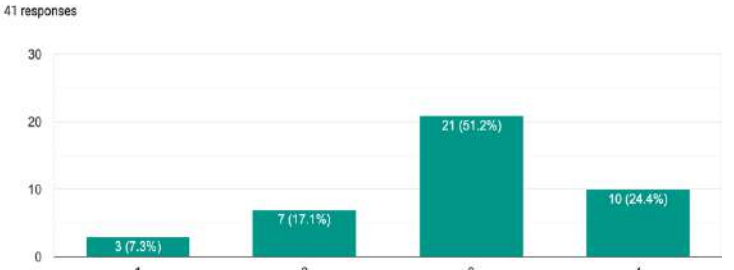
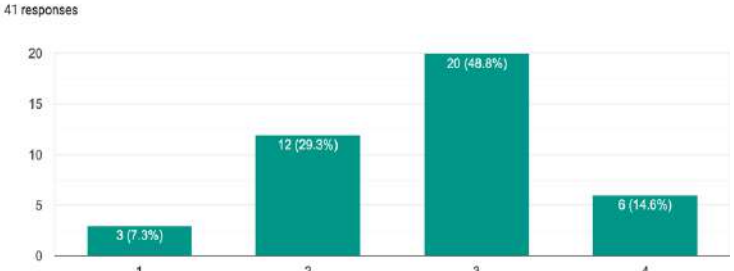
Analysis of English 4th Semester Hons. Student Feedback 2022-23

Question	Analysis Chart															
<p>Curriculum (পাঠ্যক্রম)</p> <p>1 represents Strongly agree (সম্পূর্ণ সহমত), 2 represents Agree (সহমত), 3 represents Disagree (অসহমত), 4 represents Strongly disagree (সম্পূর্ণ অসহমত)</p>																
<p>1. The curriculum gives you comprehensive knowledge about the subject. পাঠ্যক্রম তোমাকে বিষয়বস্তু সম্পর্কে সম্যক জ্ঞানলাভে সহায়তা করে।</p>	<p>41 responses</p>  <table border="1" style="margin-left: auto; margin-right: auto;"> <thead> <tr> <th>Response</th> <th>Count</th> <th>Percentage</th> </tr> </thead> <tbody> <tr> <td>1</td> <td>4</td> <td>9.8%</td> </tr> <tr> <td>2</td> <td>3</td> <td>7.3%</td> </tr> <tr> <td>3</td> <td>24</td> <td>58.5%</td> </tr> <tr> <td>4</td> <td>10</td> <td>24.4%</td> </tr> </tbody> </table>	Response	Count	Percentage	1	4	9.8%	2	3	7.3%	3	24	58.5%	4	10	24.4%
Response	Count	Percentage														
1	4	9.8%														
2	3	7.3%														
3	24	58.5%														
4	10	24.4%														
<p>2. The curriculum is up-to-date. পাঠ্যক্রম সময়োপযোগী।</p>	<p>41 responses</p>  <table border="1" style="margin-left: auto; margin-right: auto;"> <thead> <tr> <th>Response</th> <th>Count</th> <th>Percentage</th> </tr> </thead> <tbody> <tr> <td>1</td> <td>5</td> <td>12.2%</td> </tr> <tr> <td>2</td> <td>4</td> <td>8.8%</td> </tr> <tr> <td>3</td> <td>24</td> <td>58.5%</td> </tr> <tr> <td>4</td> <td>8</td> <td>19.5%</td> </tr> </tbody> </table>	Response	Count	Percentage	1	5	12.2%	2	4	8.8%	3	24	58.5%	4	8	19.5%
Response	Count	Percentage														
1	5	12.2%														
2	4	8.8%														
3	24	58.5%														
4	8	19.5%														
<p>3. The design of the curriculum is convenient to end the syllabus in time. পাঠ্যক্রমের বিন্যাস সময়ে সিলেবাস শেষ করতে সক্ষম।</p>	<p>41 responses</p>  <table border="1" style="margin-left: auto; margin-right: auto;"> <thead> <tr> <th>Response</th> <th>Count</th> <th>Percentage</th> </tr> </thead> <tbody> <tr> <td>1</td> <td>6</td> <td>14.6%</td> </tr> <tr> <td>2</td> <td>9</td> <td>22%</td> </tr> <tr> <td>3</td> <td>18</td> <td>43.9%</td> </tr> <tr> <td>4</td> <td>8</td> <td>19.5%</td> </tr> </tbody> </table>	Response	Count	Percentage	1	6	14.6%	2	9	22%	3	18	43.9%	4	8	19.5%
Response	Count	Percentage														
1	6	14.6%														
2	9	22%														
3	18	43.9%														
4	8	19.5%														

Analysis of English 4th Semester Hons. Student Feedback 2022-23

<p>4. The curriculum prepares you for higher studies/job market.</p> <p>পাঠ্যক্রম উচ্চশিক্ষা অথবা কর্মক্ষেত্রের জন্য তোমাকে প্রস্তুত করে।</p>	<p>41 responses</p> <table border="1" style="width: 100%; text-align: center;"> <thead> <tr> <th>Response Level</th> <th>Count</th> <th>Percentage</th> </tr> </thead> <tbody> <tr> <td>1</td> <td>2</td> <td>4.9%</td> </tr> <tr> <td>2</td> <td>8</td> <td>19.5%</td> </tr> <tr> <td>3</td> <td>22</td> <td>53.7%</td> </tr> <tr> <td>4</td> <td>9</td> <td>22%</td> </tr> </tbody> </table>	Response Level	Count	Percentage	1	2	4.9%	2	8	19.5%	3	22	53.7%	4	9	22%
Response Level	Count	Percentage														
1	2	4.9%														
2	8	19.5%														
3	22	53.7%														
4	9	22%														
<p>5. The curriculum involves practical exercises /field studies/ excursion/industrial visits.</p> <p>হাতে কলমে শিক্ষা/ বিষয়ভিত্তিক সমীক্ষা/শিক্ষামূলক ভ্রমণ/ শিল্পকেন্দ্র ভ্রমণ পাঠ্যক্রমের অন্তর্ভুক্ত।</p>	<p>41 responses</p> <table border="1" style="width: 100%; text-align: center;"> <thead> <tr> <th>Response Level</th> <th>Count</th> <th>Percentage</th> </tr> </thead> <tbody> <tr> <td>1</td> <td>3</td> <td>7.3%</td> </tr> <tr> <td>2</td> <td>3</td> <td>7.3%</td> </tr> <tr> <td>3</td> <td>18</td> <td>43.9%</td> </tr> <tr> <td>4</td> <td>17</td> <td>41.5%</td> </tr> </tbody> </table>	Response Level	Count	Percentage	1	3	7.3%	2	3	7.3%	3	18	43.9%	4	17	41.5%
Response Level	Count	Percentage														
1	3	7.3%														
2	3	7.3%														
3	18	43.9%														
4	17	41.5%														
<p>6. The curriculum is designed to encourage interdisciplinary studies and inculcate ethical values.</p> <p>পাঠ্যক্রমের বিন্যাস আন্তর্বিষয় পঠনপাঠনে উৎসাহ প্রদান করে এবং মূল্যবোধের বিকাশ ঘটায়।</p>	<p>41 responses</p> <table border="1" style="width: 100%; text-align: center;"> <thead> <tr> <th>Response Level</th> <th>Count</th> <th>Percentage</th> </tr> </thead> <tbody> <tr> <td>1</td> <td>3</td> <td>7.3%</td> </tr> <tr> <td>2</td> <td>4</td> <td>9.8%</td> </tr> <tr> <td>3</td> <td>23</td> <td>56.1%</td> </tr> <tr> <td>4</td> <td>11</td> <td>26.8%</td> </tr> </tbody> </table>	Response Level	Count	Percentage	1	3	7.3%	2	4	9.8%	3	23	56.1%	4	11	26.8%
Response Level	Count	Percentage														
1	3	7.3%														
2	4	9.8%														
3	23	56.1%														
4	11	26.8%														
<p>Teaching-learning (পঠনপাঠন)</p> <p>1 represents Strongly agree (সম্পূর্ণ সহমত), 2 represents Agree (সহমত), 3 represents Disagree (অসহমত), 4 represents Strongly disagree (সম্পূর্ণ অসহমত)</p>																
<p>1. The teachers are adequately prepared to teach the topics and answer your queries.</p> <p>শিক্ষক/ শিক্ষিকারা বিষয়বস্তু পড়াতে এবং তোমার প্রশ্নের উত্তর দিতে প্রস্তুত থাকেন।</p>	<p>41 responses</p> <table border="1" style="width: 100%; text-align: center;"> <thead> <tr> <th>Response Level</th> <th>Count</th> <th>Percentage</th> </tr> </thead> <tbody> <tr> <td>1</td> <td>4</td> <td>9.8%</td> </tr> <tr> <td>2</td> <td>3</td> <td>7.3%</td> </tr> <tr> <td>3</td> <td>21</td> <td>51.2%</td> </tr> <tr> <td>4</td> <td>13</td> <td>31.7%</td> </tr> </tbody> </table>	Response Level	Count	Percentage	1	4	9.8%	2	3	7.3%	3	21	51.2%	4	13	31.7%
Response Level	Count	Percentage														
1	4	9.8%														
2	3	7.3%														
3	21	51.2%														
4	13	31.7%														

Analysis of English 4th Semester Hons. Student Feedback 2022-23

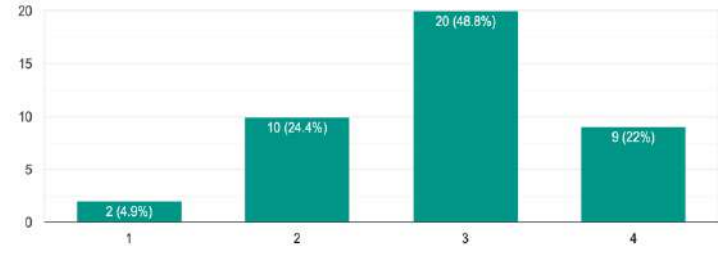
<p>2. The teachers make use of ICT tools like LCD projector, multimedia etc while teaching.</p> <p>শিক্ষক/শিক্ষিকারা পড়ানোর সময় ICT মাধ্যম যেমন LCD projector বা multimedia ব্যবহার করেন।</p>	<p>41 responses</p>  <table border="1"><thead><tr><th>Rating</th><th>Number of Responses</th><th>Percentage</th></tr></thead><tbody><tr><td>1</td><td>5</td><td>12.2%</td></tr><tr><td>2</td><td>4</td><td>9.8%</td></tr><tr><td>3</td><td>21</td><td>51.2%</td></tr><tr><td>4</td><td>11</td><td>26.8%</td></tr></tbody></table>	Rating	Number of Responses	Percentage	1	5	12.2%	2	4	9.8%	3	21	51.2%	4	11	26.8%
Rating	Number of Responses	Percentage														
1	5	12.2%														
2	4	9.8%														
3	21	51.2%														
4	11	26.8%														
<p>3. The teachers encourage meaningful interactions and innovative teaching learning methods like quiz or debate in class.</p> <p>শিক্ষক/শিক্ষিকারা পড়ানোর সময় যথোপযুক্ত মত বিনিময়ে উৎসাহ দেন এবং পঠনপাঠনে বিভিন্ন উদ্ভাবনী প্রক্রিয়া যেমন কুইজ বা বিতর্কের ব্যবহার করেন।</p>	<p>41 responses</p>  <table border="1"><thead><tr><th>Rating</th><th>Number of Responses</th><th>Percentage</th></tr></thead><tbody><tr><td>1</td><td>3</td><td>7.3%</td></tr><tr><td>2</td><td>7</td><td>17.1%</td></tr><tr><td>3</td><td>21</td><td>51.2%</td></tr><tr><td>4</td><td>10</td><td>24.4%</td></tr></tbody></table>	Rating	Number of Responses	Percentage	1	3	7.3%	2	7	17.1%	3	21	51.2%	4	10	24.4%
Rating	Number of Responses	Percentage														
1	3	7.3%														
2	7	17.1%														
3	21	51.2%														
4	10	24.4%														
<p>4. Teachers are able to address your particular needs in the class.</p> <p>শিক্ষক/শিক্ষিকারা তোমার নিজস্ব বিশেষ প্রয়োজন নিবারণে সক্ষম।</p>	<p>41 responses</p>  <table border="1"><thead><tr><th>Rating</th><th>Number of Responses</th><th>Percentage</th></tr></thead><tbody><tr><td>1</td><td>5</td><td>12.2%</td></tr><tr><td>2</td><td>3</td><td>7.3%</td></tr><tr><td>3</td><td>25</td><td>61%</td></tr><tr><td>4</td><td>8</td><td>19.5%</td></tr></tbody></table>	Rating	Number of Responses	Percentage	1	5	12.2%	2	3	7.3%	3	25	61%	4	8	19.5%
Rating	Number of Responses	Percentage														
1	5	12.2%														
2	3	7.3%														
3	25	61%														
4	8	19.5%														
<p>5. The curriculum involves practical exercises</p> <p>/field studies/ excursion/industrial visits.</p> <p>হাতে কলমে শিক্ষা/ বিষয়ভিত্তিক সমীক্ষা/শিক্ষামূলক ভ্রমণ/শিল্পকেন্দ্র ভ্রমণ পাঠ্যক্রমের অন্তর্ভুক্ত।</p>	<p>41 responses</p>  <table border="1"><thead><tr><th>Rating</th><th>Number of Responses</th><th>Percentage</th></tr></thead><tbody><tr><td>1</td><td>3</td><td>7.3%</td></tr><tr><td>2</td><td>12</td><td>29.3%</td></tr><tr><td>3</td><td>20</td><td>48.8%</td></tr><tr><td>4</td><td>6</td><td>14.6%</td></tr></tbody></table>	Rating	Number of Responses	Percentage	1	3	7.3%	2	12	29.3%	3	20	48.8%	4	6	14.6%
Rating	Number of Responses	Percentage														
1	3	7.3%														
2	12	29.3%														
3	20	48.8%														
4	6	14.6%														

Analysis of English 4th Semester Hons. Student Feedback 2022-23

6.The curriculum is designed to encourage interdisciplinary studies and inculcate ethical values.

পাঠ্যক্রমের বিন্যাস আন্তর্বিষয় পঠনপাঠনে উৎসাহ প্রদান করে এবং মূল্যবোধের বিকাশ ঘটায়।

41 responses



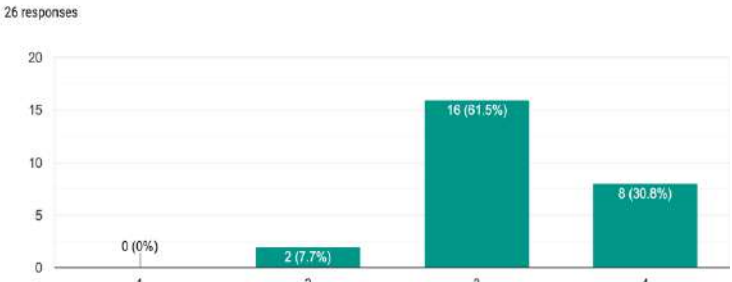
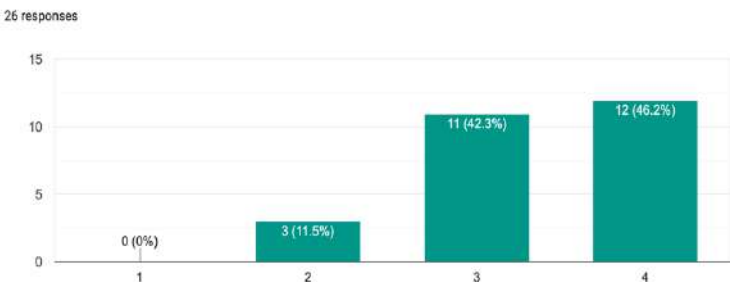
Analysis of Geography 4th Semester Hons. Student Feedback 2022-23

Question	Analysis Chart															
<p>Curriculum (পাঠ্যক্রম)</p> <p>1 represents Strongly agree (সম্পূর্ণ সহমত), 2 represents Agree (সহমত), 3 represents Disagree (অসহমত), 4 represents Strongly disagree (সম্পূর্ণ অসহমত)</p>																
<p>1. The curriculum gives you comprehensive knowledge about the subject.</p> <p>পাঠ্যক্রম তোমাকে বিষয়বস্তু সম্পর্কে সম্যক জ্ঞানলাভে সহায়তা করে।</p>	<p>26 responses</p> <table border="1"> <thead> <tr> <th>Response Level</th> <th>Count</th> <th>Percentage</th> </tr> </thead> <tbody> <tr> <td>1</td> <td>0</td> <td>0%</td> </tr> <tr> <td>2</td> <td>1</td> <td>3.8%</td> </tr> <tr> <td>3</td> <td>15</td> <td>57.7%</td> </tr> <tr> <td>4</td> <td>10</td> <td>38.5%</td> </tr> </tbody> </table>	Response Level	Count	Percentage	1	0	0%	2	1	3.8%	3	15	57.7%	4	10	38.5%
Response Level	Count	Percentage														
1	0	0%														
2	1	3.8%														
3	15	57.7%														
4	10	38.5%														
<p>2. The curriculum is up-to-date.</p> <p>পাঠ্যক্রম সময়োপযোগী।</p>	<p>26 responses</p> <table border="1"> <thead> <tr> <th>Response Level</th> <th>Count</th> <th>Percentage</th> </tr> </thead> <tbody> <tr> <td>1</td> <td>1</td> <td>3.8%</td> </tr> <tr> <td>2</td> <td>5</td> <td>19.2%</td> </tr> <tr> <td>3</td> <td>16</td> <td>61.5%</td> </tr> <tr> <td>4</td> <td>4</td> <td>15.4%</td> </tr> </tbody> </table>	Response Level	Count	Percentage	1	1	3.8%	2	5	19.2%	3	16	61.5%	4	4	15.4%
Response Level	Count	Percentage														
1	1	3.8%														
2	5	19.2%														
3	16	61.5%														
4	4	15.4%														
<p>3. The design of the curriculum is convenient to end the syllabus in time.</p> <p>পাঠ্যক্রমের বিন্যাস সময়ে সিলেবাস শেষ করতে সক্ষম।</p>	<p>26 responses</p> <table border="1"> <thead> <tr> <th>Response Level</th> <th>Count</th> <th>Percentage</th> </tr> </thead> <tbody> <tr> <td>1</td> <td>0</td> <td>0%</td> </tr> <tr> <td>2</td> <td>5</td> <td>19.2%</td> </tr> <tr> <td>3</td> <td>17</td> <td>65.4%</td> </tr> <tr> <td>4</td> <td>4</td> <td>15.4%</td> </tr> </tbody> </table>	Response Level	Count	Percentage	1	0	0%	2	5	19.2%	3	17	65.4%	4	4	15.4%
Response Level	Count	Percentage														
1	0	0%														
2	5	19.2%														
3	17	65.4%														
4	4	15.4%														

Analysis of Geography 4th Semester Hons. Student Feedback 2022-23

<p>4. The curriculum prepares you for higher studies/job market.</p> <p>পাঠ্যক্রম উচ্চশিক্ষা অথবা কর্মক্ষেত্রের জন্য তোমাকে প্রস্তুত করে।</p>	<p>26 responses</p> <table border="1"><thead><tr><th>Rating</th><th>Count</th><th>Percentage</th></tr></thead><tbody><tr><td>1</td><td>0</td><td>0%</td></tr><tr><td>2</td><td>1</td><td>3.8%</td></tr><tr><td>3</td><td>17</td><td>65.4%</td></tr><tr><td>4</td><td>8</td><td>30.8%</td></tr></tbody></table>	Rating	Count	Percentage	1	0	0%	2	1	3.8%	3	17	65.4%	4	8	30.8%
Rating	Count	Percentage														
1	0	0%														
2	1	3.8%														
3	17	65.4%														
4	8	30.8%														
<p>5. The curriculum involves practical exercises</p> <p>/field studies/ excursion/industrial visits.</p> <p>হাতে কলমে শিক্ষা/ বিষয়ভিত্তিক সমীক্ষা/শিক্ষামূলক ভ্রমণ/ শিল্পক্ষেত্র ভ্রমণ পাঠ্যক্রমের অন্তর্ভুক্ত।</p>	<p>26 responses</p> <table border="1"><thead><tr><th>Rating</th><th>Count</th><th>Percentage</th></tr></thead><tbody><tr><td>1</td><td>0</td><td>0%</td></tr><tr><td>2</td><td>0</td><td>0%</td></tr><tr><td>3</td><td>11</td><td>42.3%</td></tr><tr><td>4</td><td>15</td><td>57.7%</td></tr></tbody></table>	Rating	Count	Percentage	1	0	0%	2	0	0%	3	11	42.3%	4	15	57.7%
Rating	Count	Percentage														
1	0	0%														
2	0	0%														
3	11	42.3%														
4	15	57.7%														
<p>6. The curriculum is designed to encourage interdisciplinary studies and inculcate ethical values.</p> <p>পাঠ্যক্রমের বিন্যাস আন্তর্বিষয় পঠনপাঠনে উৎসাহ প্রদান করে এবং মূল্যবোধের বিকাশ ঘটায়।</p>	<p>26 responses</p> <table border="1"><thead><tr><th>Rating</th><th>Count</th><th>Percentage</th></tr></thead><tbody><tr><td>1</td><td>0</td><td>0%</td></tr><tr><td>2</td><td>1</td><td>3.8%</td></tr><tr><td>3</td><td>14</td><td>53.8%</td></tr><tr><td>4</td><td>11</td><td>42.3%</td></tr></tbody></table>	Rating	Count	Percentage	1	0	0%	2	1	3.8%	3	14	53.8%	4	11	42.3%
Rating	Count	Percentage														
1	0	0%														
2	1	3.8%														
3	14	53.8%														
4	11	42.3%														
<h3>Teaching-learning (পঠনপাঠন)</h3> <p>1 represents Strongly agree (সম্পূর্ণ সহমত), 2 represents Agree (সহমত), 3 represents Disagree (অসহমত), 4 represents Strongly disagree (সম্পূর্ণ অসহমত)</p>																
<p>1. The teachers are adequately prepared to teach the topics and answer your queries.</p> <p>শিক্ষক/ শিক্ষিকারা বিষয়বস্তু পড়াতে এবং তোমার প্রশ্নের উত্তর দিতে প্রস্তুত থাকেন।</p>	<p>26 responses</p> <table border="1"><thead><tr><th>Rating</th><th>Count</th><th>Percentage</th></tr></thead><tbody><tr><td>1</td><td>2</td><td>7.7%</td></tr><tr><td>2</td><td>0</td><td>0%</td></tr><tr><td>3</td><td>12</td><td>46.2%</td></tr><tr><td>4</td><td>12</td><td>46.2%</td></tr></tbody></table>	Rating	Count	Percentage	1	2	7.7%	2	0	0%	3	12	46.2%	4	12	46.2%
Rating	Count	Percentage														
1	2	7.7%														
2	0	0%														
3	12	46.2%														
4	12	46.2%														

Analysis of Geography 4th Semester Hons. Student Feedback 2022-23

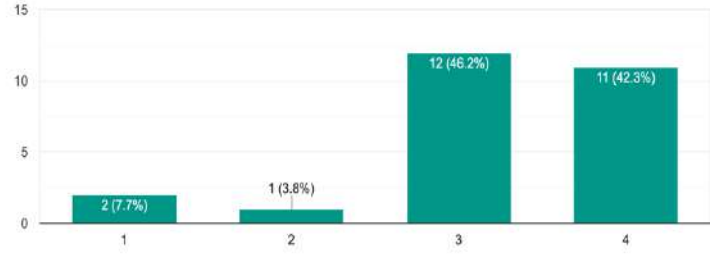
<p>2. The teachers make use of ICT tools like LCD projector, multimedia etc while teaching.</p> <p>শিক্ষক/শিক্ষিকারা পড়ানোর সময় ICT মাধ্যম যেমন LCD projector বা multimedia ব্যবহার করেন।</p>	<p>26 responses</p>  <table border="1"> <thead> <tr> <th>Rating</th> <th>Number of Responses</th> <th>Percentage</th> </tr> </thead> <tbody> <tr> <td>1</td> <td>0</td> <td>0%</td> </tr> <tr> <td>2</td> <td>4</td> <td>15.4%</td> </tr> <tr> <td>3</td> <td>15</td> <td>57.7%</td> </tr> <tr> <td>4</td> <td>7</td> <td>26.9%</td> </tr> </tbody> </table>	Rating	Number of Responses	Percentage	1	0	0%	2	4	15.4%	3	15	57.7%	4	7	26.9%
Rating	Number of Responses	Percentage														
1	0	0%														
2	4	15.4%														
3	15	57.7%														
4	7	26.9%														
<p>3. The teachers encourage meaningful interactions and innovative teaching learning methods like quiz or debate in class.</p> <p>শিক্ষক/ শিক্ষিকারা পড়ানোর সময় যথোপযুক্ত মত বিনিময়ে উৎসাহ দেন এবং পঠনপাঠনে বিভিন্ন উদ্ভাবনী প্রক্রিয়া যেমন কুইজ বা বিতর্কের ব্যবহার করেন।</p>	<p>26 responses</p>  <table border="1"> <thead> <tr> <th>Rating</th> <th>Number of Responses</th> <th>Percentage</th> </tr> </thead> <tbody> <tr> <td>1</td> <td>0</td> <td>0%</td> </tr> <tr> <td>2</td> <td>2</td> <td>7.7%</td> </tr> <tr> <td>3</td> <td>16</td> <td>61.5%</td> </tr> <tr> <td>4</td> <td>8</td> <td>30.8%</td> </tr> </tbody> </table>	Rating	Number of Responses	Percentage	1	0	0%	2	2	7.7%	3	16	61.5%	4	8	30.8%
Rating	Number of Responses	Percentage														
1	0	0%														
2	2	7.7%														
3	16	61.5%														
4	8	30.8%														
<p>4. Teachers are able to address your particular needs in the class.</p> <p>শিক্ষক/ শিক্ষিকারা তোমার নিজস্ব বিশেষ প্রয়োজন নিবারণে সক্ষম।</p>	<p>26 responses</p>  <table border="1"> <thead> <tr> <th>Rating</th> <th>Number of Responses</th> <th>Percentage</th> </tr> </thead> <tbody> <tr> <td>1</td> <td>1</td> <td>3.8%</td> </tr> <tr> <td>2</td> <td>1</td> <td>3.8%</td> </tr> <tr> <td>3</td> <td>16</td> <td>61.5%</td> </tr> <tr> <td>4</td> <td>8</td> <td>30.8%</td> </tr> </tbody> </table>	Rating	Number of Responses	Percentage	1	1	3.8%	2	1	3.8%	3	16	61.5%	4	8	30.8%
Rating	Number of Responses	Percentage														
1	1	3.8%														
2	1	3.8%														
3	16	61.5%														
4	8	30.8%														
<p>5. The curriculum involves practical exercises /field studies/ excursion/industrial visits.</p> <p>হাতে কলমে শিক্ষা/ বিষয়ভিত্তিক সমীক্ষা/শিক্ষামূলক ভ্রমণ/ শিল্পকেন্দ্র ভ্রমণ পাঠ্যক্রমের অন্তর্ভুক্ত।</p>	<p>26 responses</p>  <table border="1"> <thead> <tr> <th>Rating</th> <th>Number of Responses</th> <th>Percentage</th> </tr> </thead> <tbody> <tr> <td>1</td> <td>0</td> <td>0%</td> </tr> <tr> <td>2</td> <td>3</td> <td>11.5%</td> </tr> <tr> <td>3</td> <td>11</td> <td>42.3%</td> </tr> <tr> <td>4</td> <td>12</td> <td>46.2%</td> </tr> </tbody> </table>	Rating	Number of Responses	Percentage	1	0	0%	2	3	11.5%	3	11	42.3%	4	12	46.2%
Rating	Number of Responses	Percentage														
1	0	0%														
2	3	11.5%														
3	11	42.3%														
4	12	46.2%														

Analysis of Geography 4th Semester Hons. Student Feedback 2022-23

6.The curriculum is designed to encourage interdisciplinary studies and inculcate ethical values.

পাঠ্যক্রমের বিন্যাস আন্তর্বিষয় পঠনপাঠনে উৎসাহ প্রদান করে এবং মূল্যবোধের বিকাশ ঘটায়।

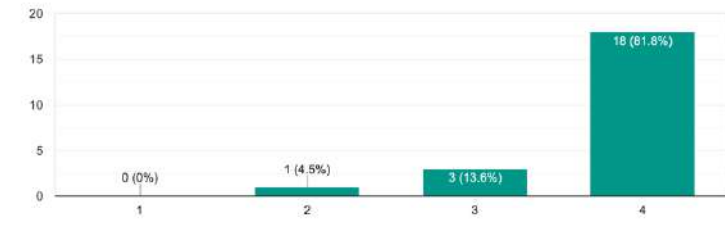
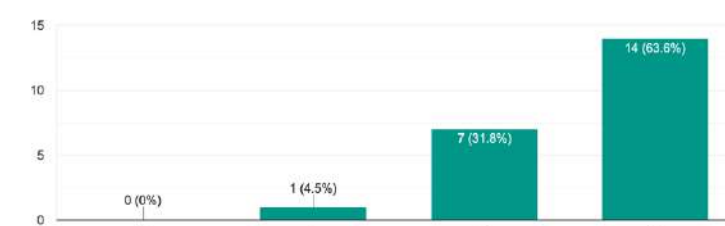
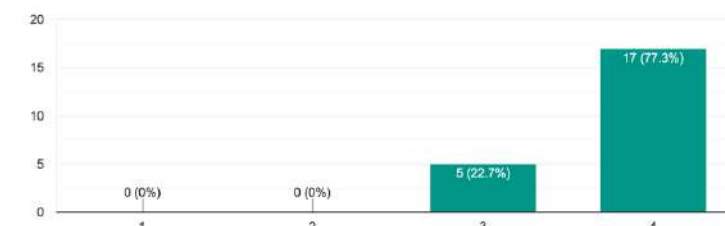
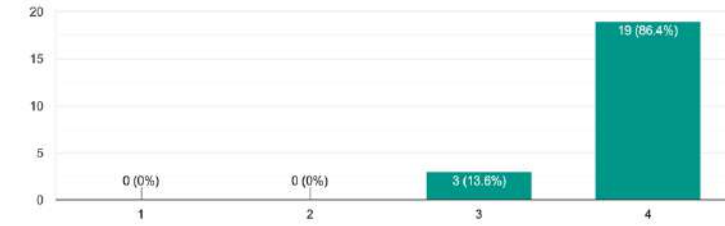
26 responses



Analysis of History 4th Semester Hons. Student Feedback 2022-23

Question	Analysis Chart															
<p>Curriculum (পাঠ্যক্রম)</p> <p>1 represents Strongly agree (সম্পূর্ণ সহমত), 2 represents Agree (সহমত), 3 represents Disagree (অসহমত), 4 represents Strongly disagree (সম্পূর্ণ অসহমত)</p>																
<p>1. The curriculum gives you comprehensive knowledge about the subject.</p> <p>পাঠ্যক্রম তোমাকে বিষয়বস্তু সম্পর্কে সম্যক জ্ঞানলাভে সহায়তা করে।</p>	<p>22 responses</p> <table border="1" style="margin-left: auto; margin-right: auto;"> <thead> <tr> <th>Response Level</th> <th>Count</th> <th>Percentage</th> </tr> </thead> <tbody> <tr> <td>1</td> <td>0</td> <td>0%</td> </tr> <tr> <td>2</td> <td>0</td> <td>0%</td> </tr> <tr> <td>3</td> <td>5</td> <td>22.7%</td> </tr> <tr> <td>4</td> <td>17</td> <td>77.3%</td> </tr> </tbody> </table>	Response Level	Count	Percentage	1	0	0%	2	0	0%	3	5	22.7%	4	17	77.3%
Response Level	Count	Percentage														
1	0	0%														
2	0	0%														
3	5	22.7%														
4	17	77.3%														
<p>2. The curriculum is up-to-date.</p> <p>পাঠ্যক্রম সময়োপযোগী।</p>	<p>22 responses</p> <table border="1" style="margin-left: auto; margin-right: auto;"> <thead> <tr> <th>Response Level</th> <th>Count</th> <th>Percentage</th> </tr> </thead> <tbody> <tr> <td>1</td> <td>0</td> <td>0%</td> </tr> <tr> <td>2</td> <td>1</td> <td>4.5%</td> </tr> <tr> <td>3</td> <td>8</td> <td>36.4%</td> </tr> <tr> <td>4</td> <td>13</td> <td>59.1%</td> </tr> </tbody> </table>	Response Level	Count	Percentage	1	0	0%	2	1	4.5%	3	8	36.4%	4	13	59.1%
Response Level	Count	Percentage														
1	0	0%														
2	1	4.5%														
3	8	36.4%														
4	13	59.1%														
<p>3. The design of the curriculum is convenient to end the syllabus in time.</p> <p>পাঠ্যক্রমের বিন্যাস সময়ে সিলেবাস শেষ করতে সক্ষম।</p>	<p>22 responses</p> <table border="1" style="margin-left: auto; margin-right: auto;"> <thead> <tr> <th>Response Level</th> <th>Count</th> <th>Percentage</th> </tr> </thead> <tbody> <tr> <td>1</td> <td>0</td> <td>0%</td> </tr> <tr> <td>2</td> <td>1</td> <td>4.5%</td> </tr> <tr> <td>3</td> <td>3</td> <td>13.6%</td> </tr> <tr> <td>4</td> <td>18</td> <td>81.8%</td> </tr> </tbody> </table>	Response Level	Count	Percentage	1	0	0%	2	1	4.5%	3	3	13.6%	4	18	81.8%
Response Level	Count	Percentage														
1	0	0%														
2	1	4.5%														
3	3	13.6%														
4	18	81.8%														

Analysis of History 4th Semester Hons. Student Feedback 2022-23

<p>4. The curriculum prepares you for higher studies/job market.</p> <p>পাঠ্যক্রম উচ্চশিক্ষা অথবা কর্মক্ষেত্রের জন্য তোমাকে প্রস্তুত করে।</p>	<p>22 responses</p>  <table border="1"><thead><tr><th>Rating</th><th>Count</th><th>Percentage</th></tr></thead><tbody><tr><td>1</td><td>0</td><td>0%</td></tr><tr><td>2</td><td>1</td><td>4.5%</td></tr><tr><td>3</td><td>3</td><td>13.6%</td></tr><tr><td>4</td><td>18</td><td>81.8%</td></tr></tbody></table>	Rating	Count	Percentage	1	0	0%	2	1	4.5%	3	3	13.6%	4	18	81.8%
Rating	Count	Percentage														
1	0	0%														
2	1	4.5%														
3	3	13.6%														
4	18	81.8%														
<p>5. The curriculum involves practical exercises /field studies/ excursion/industrial visits.</p> <p>হাতে কলমে শিক্ষা/ বিষয়ভিত্তিক সমীক্ষা/শিক্ষামূলক ভ্রমণ/ শিল্পকেন্দ্র ভ্রমণ পাঠ্যক্রমের অন্তর্ভুক্ত।</p>	<p>22 responses</p>  <table border="1"><thead><tr><th>Rating</th><th>Count</th><th>Percentage</th></tr></thead><tbody><tr><td>1</td><td>0</td><td>0%</td></tr><tr><td>2</td><td>1</td><td>4.5%</td></tr><tr><td>3</td><td>7</td><td>31.8%</td></tr><tr><td>4</td><td>14</td><td>63.6%</td></tr></tbody></table>	Rating	Count	Percentage	1	0	0%	2	1	4.5%	3	7	31.8%	4	14	63.6%
Rating	Count	Percentage														
1	0	0%														
2	1	4.5%														
3	7	31.8%														
4	14	63.6%														
<p>6. The curriculum is designed to encourage interdisciplinary studies and inculcate ethical values.</p> <p>পাঠ্যক্রমের বিন্যাস আন্তর্বিষয় পঠনপাঠনে উৎসাহ প্রদান করে এবং মূল্যবোধের বিকাশ ঘটায়।</p>	<p>22 responses</p>  <table border="1"><thead><tr><th>Rating</th><th>Count</th><th>Percentage</th></tr></thead><tbody><tr><td>1</td><td>0</td><td>0%</td></tr><tr><td>2</td><td>0</td><td>0%</td></tr><tr><td>3</td><td>5</td><td>22.7%</td></tr><tr><td>4</td><td>17</td><td>77.3%</td></tr></tbody></table>	Rating	Count	Percentage	1	0	0%	2	0	0%	3	5	22.7%	4	17	77.3%
Rating	Count	Percentage														
1	0	0%														
2	0	0%														
3	5	22.7%														
4	17	77.3%														
<p>Teaching-learning (পঠনপাঠন)</p> <p>1 represents Strongly agree (সম্পূর্ণ সহমত), 2 represents Agree (সহমত), 3 represents Disagree (অসহমত), 4 represents Strongly disagree (সম্পূর্ণ অসহমত)</p>																
<p>1. The teachers are adequately prepared to teach the topics and answer your queries.</p> <p>শিক্ষক/ শিক্ষিকারা বিষয়বস্তু পড়াতে এবং তোমার প্রশ্নের উত্তর দিতে প্রস্তুত থাকেন।</p>	<p>22 responses</p>  <table border="1"><thead><tr><th>Rating</th><th>Count</th><th>Percentage</th></tr></thead><tbody><tr><td>1</td><td>0</td><td>0%</td></tr><tr><td>2</td><td>0</td><td>0%</td></tr><tr><td>3</td><td>3</td><td>13.6%</td></tr><tr><td>4</td><td>19</td><td>86.4%</td></tr></tbody></table>	Rating	Count	Percentage	1	0	0%	2	0	0%	3	3	13.6%	4	19	86.4%
Rating	Count	Percentage														
1	0	0%														
2	0	0%														
3	3	13.6%														
4	19	86.4%														

Analysis of History 4th Semester Hons. Student Feedback 2022-23

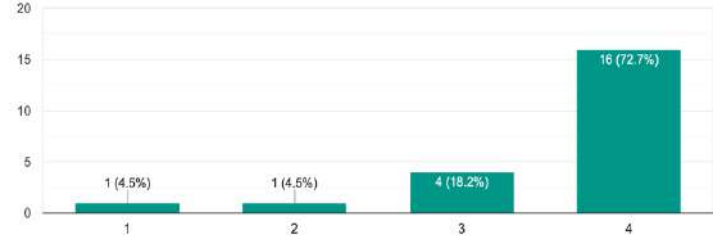
<p>2. The teachers make use of ICT tools like LCD projector, multimedia etc while teaching.</p> <p>শিক্ষক/শিক্ষিকারা পড়ানোর সময় ICT মাধ্যম যেমন LCD projector বা multimedia ব্যবহার করেন।</p>	<p>22 responses</p> <table border="1"><thead><tr><th>Rating</th><th>Count</th><th>Percentage</th></tr></thead><tbody><tr><td>1</td><td>0</td><td>0%</td></tr><tr><td>2</td><td>1</td><td>4.5%</td></tr><tr><td>3</td><td>7</td><td>31.8%</td></tr><tr><td>4</td><td>14</td><td>63.6%</td></tr></tbody></table>	Rating	Count	Percentage	1	0	0%	2	1	4.5%	3	7	31.8%	4	14	63.6%
Rating	Count	Percentage														
1	0	0%														
2	1	4.5%														
3	7	31.8%														
4	14	63.6%														
<p>3. The teachers encourage meaningful interactions and innovative teaching learning methods like quiz or debate in class.</p> <p>শিক্ষক/ শিক্ষিকারা পড়ানোর সময় যথোপযুক্ত মত বিনিময়ে উৎসাহ দেন এবং পঠনপাঠনে বিভিন্ন উদ্ভাবনী প্রক্রিয়া যেমন কুইজ বা বিতর্কের ব্যবহার করেন।</p>	<p>22 responses</p> <table border="1"><thead><tr><th>Rating</th><th>Count</th><th>Percentage</th></tr></thead><tbody><tr><td>1</td><td>0</td><td>0%</td></tr><tr><td>2</td><td>1</td><td>4.5%</td></tr><tr><td>3</td><td>6</td><td>27.3%</td></tr><tr><td>4</td><td>15</td><td>68.2%</td></tr></tbody></table>	Rating	Count	Percentage	1	0	0%	2	1	4.5%	3	6	27.3%	4	15	68.2%
Rating	Count	Percentage														
1	0	0%														
2	1	4.5%														
3	6	27.3%														
4	15	68.2%														
<p>4. Teachers are able to address your particular needs in the class.</p> <p>শিক্ষক/ শিক্ষিকারা তোমার নিজস্ব বিশেষ প্রয়োজন নিবারণে সক্ষম।</p>	<p>22 responses</p> <table border="1"><thead><tr><th>Rating</th><th>Count</th><th>Percentage</th></tr></thead><tbody><tr><td>1</td><td>0</td><td>0%</td></tr><tr><td>2</td><td>0</td><td>0%</td></tr><tr><td>3</td><td>6</td><td>27.3%</td></tr><tr><td>4</td><td>16</td><td>72.7%</td></tr></tbody></table>	Rating	Count	Percentage	1	0	0%	2	0	0%	3	6	27.3%	4	16	72.7%
Rating	Count	Percentage														
1	0	0%														
2	0	0%														
3	6	27.3%														
4	16	72.7%														
<p>5. The curriculum involves practical exercises</p> <p>/field studies/ excursion/industrial visits.</p> <p>হাতে কলমে শিক্ষা/ বিষয়ভিত্তিক সমীক্ষা/শিক্ষামূলক ভ্রমণ/ শিল্পকেন্দ্র ভ্রমণ পাঠ্যক্রমের অন্তর্ভুক্ত।</p>	<p>22 responses</p> <table border="1"><thead><tr><th>Rating</th><th>Count</th><th>Percentage</th></tr></thead><tbody><tr><td>1</td><td>0</td><td>0%</td></tr><tr><td>2</td><td>1</td><td>4.5%</td></tr><tr><td>3</td><td>6</td><td>27.3%</td></tr><tr><td>4</td><td>15</td><td>68.2%</td></tr></tbody></table>	Rating	Count	Percentage	1	0	0%	2	1	4.5%	3	6	27.3%	4	15	68.2%
Rating	Count	Percentage														
1	0	0%														
2	1	4.5%														
3	6	27.3%														
4	15	68.2%														

Analysis of History 4th Semester Hons. Student Feedback 2022-23

6.The curriculum is designed to encourage interdisciplinary studies and inculcate ethical values.

পাঠ্যক্রমের বিন্যাস আন্তর্বিষয় পঠনপাঠনে উৎসাহ প্রদান করে এবং মূল্যবোধের বিকাশ ঘটায়।

22 responses



Analysis of Mathematics 4th Semester Hons. Student Feedback 2022-23

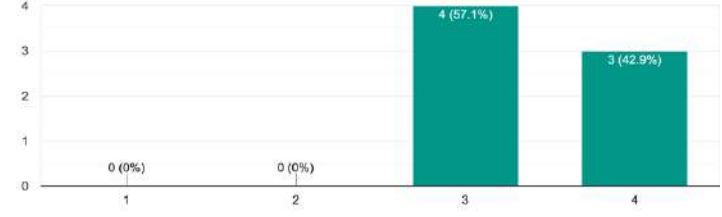
Question	Analysis Chart															
<p>Curriculum (পাঠ্যক্রম)</p> <p>1 represents Strongly agree (সম্পূর্ণ সহমত), 2 represents Agree (সহমত), 3 represents Disagree (অসহমত), 4 represents Strongly disagree (সম্পূর্ণ অসহমত)</p>																
<p>1. The curriculum gives you comprehensive knowledge about the subject.</p> <p>পাঠ্যক্রম তোমাকে বিষয়বস্তু সম্পর্কে সম্যক জ্ঞানলাভে সহায়তা করে।</p>	<p>7 responses</p> <table border="1" style="margin-left: auto; margin-right: auto;"> <thead> <tr> <th>Response</th> <th>Count</th> <th>Percentage</th> </tr> </thead> <tbody> <tr> <td>1</td> <td>0</td> <td>0%</td> </tr> <tr> <td>2</td> <td>0</td> <td>0%</td> </tr> <tr> <td>3</td> <td>3</td> <td>42.9%</td> </tr> <tr> <td>4</td> <td>4</td> <td>57.1%</td> </tr> </tbody> </table>	Response	Count	Percentage	1	0	0%	2	0	0%	3	3	42.9%	4	4	57.1%
Response	Count	Percentage														
1	0	0%														
2	0	0%														
3	3	42.9%														
4	4	57.1%														
<p>2. The curriculum is up-to-date.</p> <p>পাঠ্যক্রম সময়োপযোগী।</p>	<p>7 responses</p> <table border="1" style="margin-left: auto; margin-right: auto;"> <thead> <tr> <th>Response</th> <th>Count</th> <th>Percentage</th> </tr> </thead> <tbody> <tr> <td>1</td> <td>0</td> <td>0%</td> </tr> <tr> <td>2</td> <td>0</td> <td>0%</td> </tr> <tr> <td>3</td> <td>4</td> <td>57.1%</td> </tr> <tr> <td>4</td> <td>3</td> <td>42.9%</td> </tr> </tbody> </table>	Response	Count	Percentage	1	0	0%	2	0	0%	3	4	57.1%	4	3	42.9%
Response	Count	Percentage														
1	0	0%														
2	0	0%														
3	4	57.1%														
4	3	42.9%														
<p>3. The design of the curriculum is convenient to end the syllabus in time.</p> <p>পাঠ্যক্রমের বিন্যাস সময়ে সিলেবাস শেষ করতে সক্ষম।</p>	<p>7 responses</p> <table border="1" style="margin-left: auto; margin-right: auto;"> <thead> <tr> <th>Response</th> <th>Count</th> <th>Percentage</th> </tr> </thead> <tbody> <tr> <td>1</td> <td>0</td> <td>0%</td> </tr> <tr> <td>2</td> <td>1</td> <td>14.3%</td> </tr> <tr> <td>3</td> <td>5</td> <td>71.4%</td> </tr> <tr> <td>4</td> <td>1</td> <td>14.3%</td> </tr> </tbody> </table>	Response	Count	Percentage	1	0	0%	2	1	14.3%	3	5	71.4%	4	1	14.3%
Response	Count	Percentage														
1	0	0%														
2	1	14.3%														
3	5	71.4%														
4	1	14.3%														

Analysis of Mathematics 4th Semester Hons. Student Feedback 2022-23

4. The curriculum prepares you for higher studies/job market.

পাঠ্যক্রম উচ্চশিক্ষা অথবা কর্মক্ষেত্রের জন্য তোমাকে প্রস্তুত করে।

7 responses

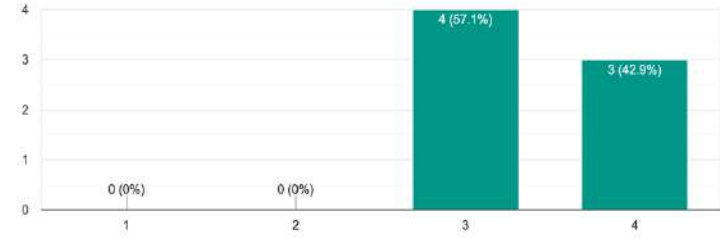


5. The curriculum involves practical exercises

/field studies/ excursion/industrial visits.

হাতে কলমে শিক্ষা/ বিষয়ভিত্তিক সমীক্ষা/শিক্ষামূলক ভ্রমণ/ শিল্পকেন্দ্র ভ্রমণ পাঠ্যক্রমের অন্তর্ভুক্ত।

7 responses

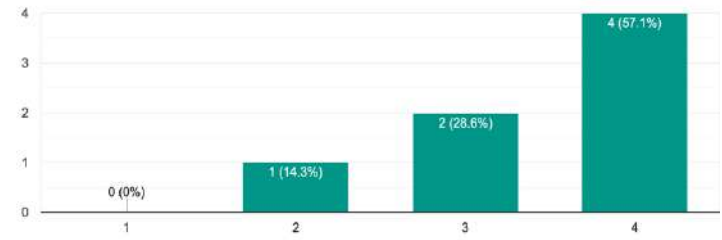


6. The curriculum is designed to encourage

interdisciplinary studies and inculcate ethical values.

পাঠ্যক্রমের বিন্যাস আন্তর্বিষয় পঠনপাঠনে উৎসাহ প্রদান করে এবং মূল্যবোধের বিকাশ ঘটায়।

7 responses



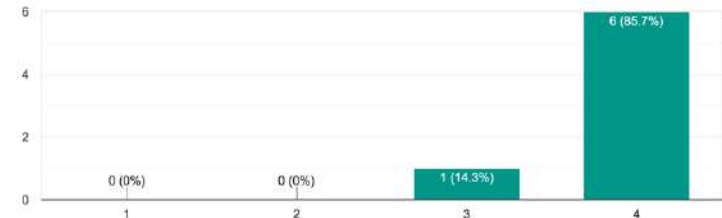
Teaching-learning (পঠনপাঠন)

1 represents Strongly agree (সম্পূর্ণ সহমত),
2 represents Agree (সহমত),
3 represents Disagree (অসহমত),
4 represents Strongly disagree (সম্পূর্ণ অসহমত)

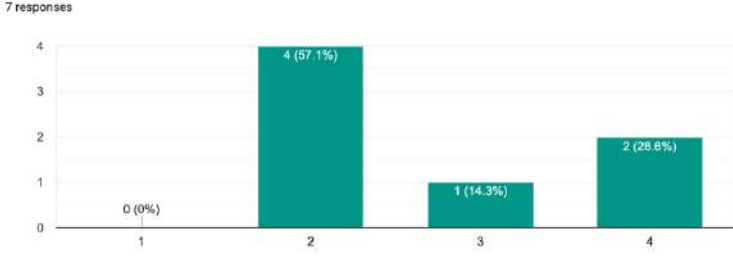
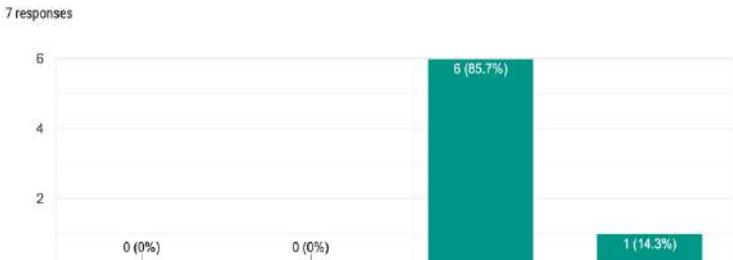
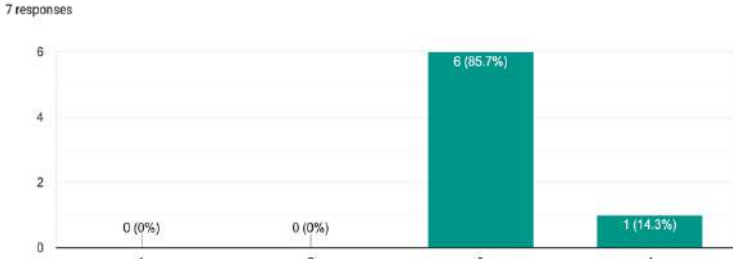
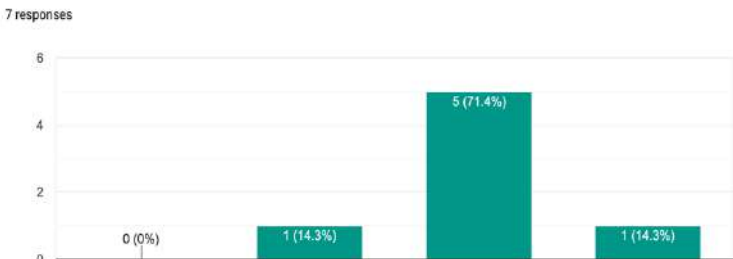
1. The teachers are adequately prepared to teach the topics and answer your queries.

শিক্ষক/ শিক্ষিকারা বিষয়বস্তু পড়াতে এবং তোমার প্রশ্নের উত্তর দিতে প্রস্তুত থাকেন।

7 responses



Analysis of Mathematics 4th Semester Hons. Student Feedback 2022-23

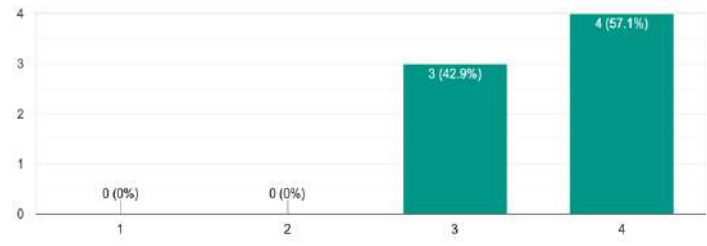
<p>2. The teachers make use of ICT tools like LCD projector, multimedia etc while teaching.</p> <p>শিক্ষক/শিক্ষিকারা পড়ানোর সময় ICT মাধ্যম যেমন LCD projector বা multimedia ব্যবহার করেন।</p>	<p>7 responses</p>  <table border="1"><thead><tr><th>Rating</th><th>Number of Responses</th><th>Percentage</th></tr></thead><tbody><tr><td>1</td><td>0</td><td>0%</td></tr><tr><td>2</td><td>4</td><td>57.1%</td></tr><tr><td>3</td><td>1</td><td>14.3%</td></tr><tr><td>4</td><td>2</td><td>28.6%</td></tr></tbody></table>	Rating	Number of Responses	Percentage	1	0	0%	2	4	57.1%	3	1	14.3%	4	2	28.6%
Rating	Number of Responses	Percentage														
1	0	0%														
2	4	57.1%														
3	1	14.3%														
4	2	28.6%														
<p>3. The teachers encourage meaningful interactions and innovative teaching learning methods like quiz or debate in class.</p> <p>শিক্ষক/শিক্ষিকারা পড়ানোর সময় যথোপযুক্ত মত বিনিময়ে উৎসাহ দেন এবং পঠনপাঠনে বিভিন্ন উদ্ভাবনী প্রক্রিয়া যেমন কুইজ বা বিতর্কের ব্যবহার করেন।</p>	<p>7 responses</p>  <table border="1"><thead><tr><th>Rating</th><th>Number of Responses</th><th>Percentage</th></tr></thead><tbody><tr><td>1</td><td>0</td><td>0%</td></tr><tr><td>2</td><td>0</td><td>0%</td></tr><tr><td>3</td><td>6</td><td>85.7%</td></tr><tr><td>4</td><td>1</td><td>14.3%</td></tr></tbody></table>	Rating	Number of Responses	Percentage	1	0	0%	2	0	0%	3	6	85.7%	4	1	14.3%
Rating	Number of Responses	Percentage														
1	0	0%														
2	0	0%														
3	6	85.7%														
4	1	14.3%														
<p>4. Teachers are able to address your particular needs in the class.</p> <p>শিক্ষক/শিক্ষিকারা তোমার নিজস্ব বিশেষ প্রয়োজন নিবারণে সক্ষম।</p>	<p>7 responses</p>  <table border="1"><thead><tr><th>Rating</th><th>Number of Responses</th><th>Percentage</th></tr></thead><tbody><tr><td>1</td><td>0</td><td>0%</td></tr><tr><td>2</td><td>0</td><td>0%</td></tr><tr><td>3</td><td>6</td><td>85.7%</td></tr><tr><td>4</td><td>1</td><td>14.3%</td></tr></tbody></table>	Rating	Number of Responses	Percentage	1	0	0%	2	0	0%	3	6	85.7%	4	1	14.3%
Rating	Number of Responses	Percentage														
1	0	0%														
2	0	0%														
3	6	85.7%														
4	1	14.3%														
<p>5. The curriculum involves practical exercises /field studies/ excursion/industrial visits.</p> <p>হাতে কলমে শিক্ষা/বিষয়ভিত্তিক সমীক্ষা/শিক্ষামূলক ভ্রমণ/শিল্পকেন্দ্র ভ্রমণ পাঠ্যক্রমের অন্তর্ভুক্ত।</p>	<p>7 responses</p>  <table border="1"><thead><tr><th>Rating</th><th>Number of Responses</th><th>Percentage</th></tr></thead><tbody><tr><td>1</td><td>0</td><td>0%</td></tr><tr><td>2</td><td>1</td><td>14.3%</td></tr><tr><td>3</td><td>5</td><td>71.4%</td></tr><tr><td>4</td><td>1</td><td>14.3%</td></tr></tbody></table>	Rating	Number of Responses	Percentage	1	0	0%	2	1	14.3%	3	5	71.4%	4	1	14.3%
Rating	Number of Responses	Percentage														
1	0	0%														
2	1	14.3%														
3	5	71.4%														
4	1	14.3%														

Analysis of Mathematics 4th Semester Hons. Student Feedback 2022-23

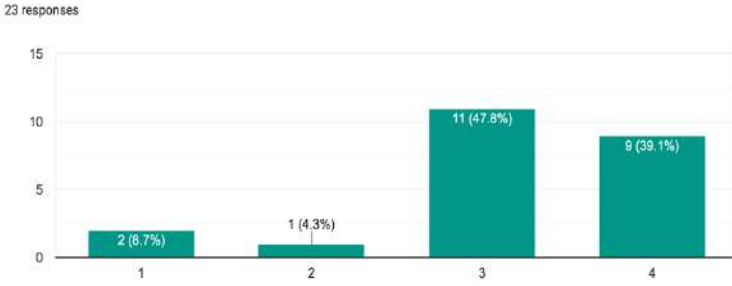
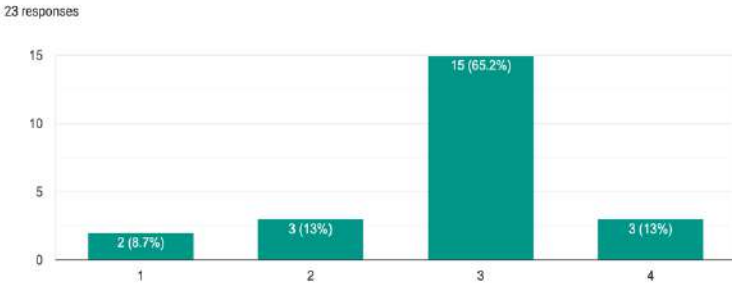
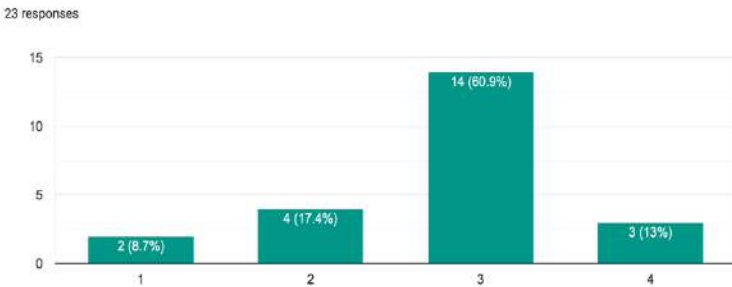
6.The curriculum is designed to encourage interdisciplinary studies and inculcate ethical values.

পাঠ্যক্রমের বিন্যাস আন্তর্বিষয় পঠনপাঠনে উৎসাহ প্রদান করে এবং মূল্যবোধের বিকাশ ঘটায়।

7 responses



Analysis of Nutrition 4th Semester Hons. Student Feedback 2022-23

Question	Analysis Chart															
<p>Curriculum (পাঠ্যক্রম)</p> <p>1 represents Strongly agree (সম্পূর্ণ সহমত), 2 represents Agree (সহমত), 3 represents Disagree (অসহমত), 4 represents Strongly disagree (সম্পূর্ণ অসহমত)</p>																
<p>1. The curriculum gives you comprehensive knowledge about the subject.</p> <p>পাঠ্যক্রম তোমাকে বিষয়বস্তু সম্পর্কে সম্যক জ্ঞানলাভে সহায়তা করে।</p>	<p>23 responses</p>  <table border="1" style="margin-left: auto; margin-right: auto;"> <thead> <tr> <th>Rating</th> <th>Count</th> <th>Percentage</th> </tr> </thead> <tbody> <tr> <td>1</td> <td>2</td> <td>8.7%</td> </tr> <tr> <td>2</td> <td>1</td> <td>4.3%</td> </tr> <tr> <td>3</td> <td>11</td> <td>47.8%</td> </tr> <tr> <td>4</td> <td>9</td> <td>39.1%</td> </tr> </tbody> </table>	Rating	Count	Percentage	1	2	8.7%	2	1	4.3%	3	11	47.8%	4	9	39.1%
Rating	Count	Percentage														
1	2	8.7%														
2	1	4.3%														
3	11	47.8%														
4	9	39.1%														
<p>2. The curriculum is up-to-date.</p> <p>পাঠ্যক্রম সময়োপযোগী।</p>	<p>23 responses</p>  <table border="1" style="margin-left: auto; margin-right: auto;"> <thead> <tr> <th>Rating</th> <th>Count</th> <th>Percentage</th> </tr> </thead> <tbody> <tr> <td>1</td> <td>2</td> <td>8.7%</td> </tr> <tr> <td>2</td> <td>3</td> <td>13%</td> </tr> <tr> <td>3</td> <td>15</td> <td>65.2%</td> </tr> <tr> <td>4</td> <td>3</td> <td>13%</td> </tr> </tbody> </table>	Rating	Count	Percentage	1	2	8.7%	2	3	13%	3	15	65.2%	4	3	13%
Rating	Count	Percentage														
1	2	8.7%														
2	3	13%														
3	15	65.2%														
4	3	13%														
<p>3. The design of the curriculum is convenient to end the syllabus in time.</p> <p>পাঠ্যক্রমের বিন্যাস সময়ে সিলেবাস শেষ করতে সক্ষম।</p>	<p>23 responses</p>  <table border="1" style="margin-left: auto; margin-right: auto;"> <thead> <tr> <th>Rating</th> <th>Count</th> <th>Percentage</th> </tr> </thead> <tbody> <tr> <td>1</td> <td>2</td> <td>8.7%</td> </tr> <tr> <td>2</td> <td>4</td> <td>17.4%</td> </tr> <tr> <td>3</td> <td>14</td> <td>60.9%</td> </tr> <tr> <td>4</td> <td>3</td> <td>13%</td> </tr> </tbody> </table>	Rating	Count	Percentage	1	2	8.7%	2	4	17.4%	3	14	60.9%	4	3	13%
Rating	Count	Percentage														
1	2	8.7%														
2	4	17.4%														
3	14	60.9%														
4	3	13%														

Analysis of Nutrition 4th Semester Hons. Student Feedback 2022-23

<p>4. The curriculum prepares you for higher studies/job market.</p> <p>পাঠ্যক্রম উচ্চশিক্ষা অথবা কর্মক্ষেত্রের জন্য তোমাকে প্রস্তুত করে।</p>	<p>23 responses</p> <table border="1" style="margin-left: auto; margin-right: auto;"> <thead> <tr> <th>Response Level</th> <th>Number of Responses</th> <th>Percentage</th> </tr> </thead> <tbody> <tr> <td>1</td> <td>2</td> <td>8.7%</td> </tr> <tr> <td>2</td> <td>4</td> <td>17.4%</td> </tr> <tr> <td>3</td> <td>11</td> <td>47.8%</td> </tr> <tr> <td>4</td> <td>6</td> <td>26.1%</td> </tr> </tbody> </table>	Response Level	Number of Responses	Percentage	1	2	8.7%	2	4	17.4%	3	11	47.8%	4	6	26.1%
Response Level	Number of Responses	Percentage														
1	2	8.7%														
2	4	17.4%														
3	11	47.8%														
4	6	26.1%														
<p>5. The curriculum involves practical exercises</p> <p>/field studies/ excursion/industrial visits.</p> <p>হাতে কলে শিক্ষা/ বিষয়ভিত্তিক সমীক্ষা/শিক্ষামূলক ভ্রমণ/ শিল্পক্ষেত্র ভ্রমণ পাঠ্যক্রমের অন্তর্ভুক্ত।</p>	<p>23 responses</p> <table border="1" style="margin-left: auto; margin-right: auto;"> <thead> <tr> <th>Response Level</th> <th>Number of Responses</th> <th>Percentage</th> </tr> </thead> <tbody> <tr> <td>1</td> <td>1</td> <td>4.3%</td> </tr> <tr> <td>2</td> <td>3</td> <td>13%</td> </tr> <tr> <td>3</td> <td>8</td> <td>34.8%</td> </tr> <tr> <td>4</td> <td>11</td> <td>47.8%</td> </tr> </tbody> </table>	Response Level	Number of Responses	Percentage	1	1	4.3%	2	3	13%	3	8	34.8%	4	11	47.8%
Response Level	Number of Responses	Percentage														
1	1	4.3%														
2	3	13%														
3	8	34.8%														
4	11	47.8%														
<p>6. The curriculum is designed to encourage interdisciplinary studies and inculcate ethical values.</p> <p>পাঠ্যক্রমের বিন্যাস আন্তর্বিষয় পঠনপাঠনে উৎসাহ প্রদান করে এবং মূল্যবোধের বিকাশ ঘটায়।</p>	<p>23 responses</p> <table border="1" style="margin-left: auto; margin-right: auto;"> <thead> <tr> <th>Response Level</th> <th>Number of Responses</th> <th>Percentage</th> </tr> </thead> <tbody> <tr> <td>1</td> <td>2</td> <td>8.7%</td> </tr> <tr> <td>2</td> <td>3</td> <td>13%</td> </tr> <tr> <td>3</td> <td>11</td> <td>47.8%</td> </tr> <tr> <td>4</td> <td>7</td> <td>30.4%</td> </tr> </tbody> </table>	Response Level	Number of Responses	Percentage	1	2	8.7%	2	3	13%	3	11	47.8%	4	7	30.4%
Response Level	Number of Responses	Percentage														
1	2	8.7%														
2	3	13%														
3	11	47.8%														
4	7	30.4%														
<p>Teaching-learning (পঠনপাঠন)</p> <p>1 represents Strongly agree (সম্পূর্ণ সহমত), 2 represents Agree (সহমত), 3 represents Disagree (অসহমত), 4 represents Strongly disagree (সম্পূর্ণ অসহমত)</p>																
<p>1. The teachers are adequately prepared to teach the topics and answer your queries.</p> <p>শিক্ষক/ শিক্ষিকারা বিষয়বস্তু পড়াতে এবং তোমার প্রশ্নের উত্তর দিতে প্রস্তুত থাকেন।</p>	<p>23 responses</p> <table border="1" style="margin-left: auto; margin-right: auto;"> <thead> <tr> <th>Response Level</th> <th>Number of Responses</th> <th>Percentage</th> </tr> </thead> <tbody> <tr> <td>1</td> <td>1</td> <td>4.3%</td> </tr> <tr> <td>2</td> <td>1</td> <td>4.3%</td> </tr> <tr> <td>3</td> <td>14</td> <td>60.9%</td> </tr> <tr> <td>4</td> <td>7</td> <td>30.4%</td> </tr> </tbody> </table>	Response Level	Number of Responses	Percentage	1	1	4.3%	2	1	4.3%	3	14	60.9%	4	7	30.4%
Response Level	Number of Responses	Percentage														
1	1	4.3%														
2	1	4.3%														
3	14	60.9%														
4	7	30.4%														

Analysis of Nutrition 4th Semester Hons. Student Feedback 2022-23

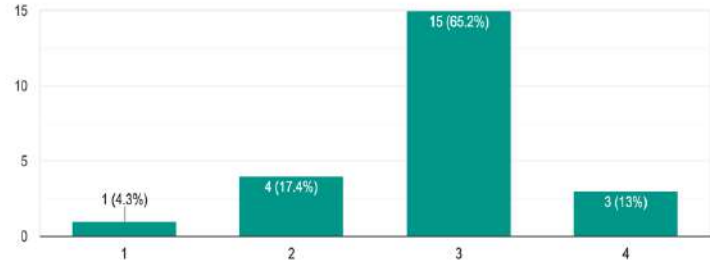
<p>2. The teachers make use of ICT tools like LCD projector, multimedia etc while teaching.</p> <p>শিক্ষক/শিক্ষিকারা পড়ানোর সময় ICT মাধ্যম যেমন LCD projector বা multimedia ব্যবহার করেন।</p>	<p>23 responses</p> <table border="1"><thead><tr><th>Rating</th><th>Count</th><th>Percentage</th></tr></thead><tbody><tr><td>1</td><td>7</td><td>30.4%</td></tr><tr><td>2</td><td>6</td><td>26.1%</td></tr><tr><td>3</td><td>8</td><td>34.8%</td></tr><tr><td>4</td><td>2</td><td>8.7%</td></tr></tbody></table>	Rating	Count	Percentage	1	7	30.4%	2	6	26.1%	3	8	34.8%	4	2	8.7%
Rating	Count	Percentage														
1	7	30.4%														
2	6	26.1%														
3	8	34.8%														
4	2	8.7%														
<p>3. The teachers encourage meaningful interactions and innovative teaching learning methods like quiz or debate in class.</p> <p>শিক্ষক/ শিক্ষিকারা পড়ানোর সময় যথোপযুক্ত মত বিনিময়ে উৎসাহ দেন এবং পঠনপাঠনে বিভিন্ন উদ্ভাবনী প্রক্রিয়া যেমন কুইজ বা বিতর্কের ব্যবহার করেন।</p>	<p>23 responses</p> <table border="1"><thead><tr><th>Rating</th><th>Count</th><th>Percentage</th></tr></thead><tbody><tr><td>1</td><td>1</td><td>4.3%</td></tr><tr><td>2</td><td>8</td><td>34.8%</td></tr><tr><td>3</td><td>11</td><td>47.8%</td></tr><tr><td>4</td><td>3</td><td>13%</td></tr></tbody></table>	Rating	Count	Percentage	1	1	4.3%	2	8	34.8%	3	11	47.8%	4	3	13%
Rating	Count	Percentage														
1	1	4.3%														
2	8	34.8%														
3	11	47.8%														
4	3	13%														
<p>4. Teachers are able to address your particular needs in the class.</p> <p>শিক্ষক/ শিক্ষিকারা তোমার নিজস্ব বিশেষ প্রয়োজন নিবারণে সক্ষম।</p>	<p>23 responses</p> <table border="1"><thead><tr><th>Rating</th><th>Count</th><th>Percentage</th></tr></thead><tbody><tr><td>1</td><td>2</td><td>8.7%</td></tr><tr><td>2</td><td>5</td><td>21.7%</td></tr><tr><td>3</td><td>12</td><td>52.2%</td></tr><tr><td>4</td><td>4</td><td>17.4%</td></tr></tbody></table>	Rating	Count	Percentage	1	2	8.7%	2	5	21.7%	3	12	52.2%	4	4	17.4%
Rating	Count	Percentage														
1	2	8.7%														
2	5	21.7%														
3	12	52.2%														
4	4	17.4%														
<p>5. The curriculum involves practical exercises /field studies/ excursion/industrial visits.</p> <p>হাতে কলমে শিক্ষা/ বিষয়ভিত্তিক সমীক্ষা/শিক্ষামূলক ভ্রমণ/ শিল্পকেন্দ্র ভ্রমণ পাঠ্যক্রমের অন্তর্ভুক্ত।</p>	<p>23 responses</p> <table border="1"><thead><tr><th>Rating</th><th>Count</th><th>Percentage</th></tr></thead><tbody><tr><td>1</td><td>6</td><td>26.1%</td></tr><tr><td>2</td><td>4</td><td>17.4%</td></tr><tr><td>3</td><td>10</td><td>43.5%</td></tr><tr><td>4</td><td>3</td><td>13%</td></tr></tbody></table>	Rating	Count	Percentage	1	6	26.1%	2	4	17.4%	3	10	43.5%	4	3	13%
Rating	Count	Percentage														
1	6	26.1%														
2	4	17.4%														
3	10	43.5%														
4	3	13%														

Analysis of Nutrition 4th Semester Hons. Student Feedback 2022-23

6.The curriculum is designed to encourage interdisciplinary studies and inculcate ethical values.

পাঠ্যক্রমের বিন্যাস আন্তর্বিষয় পঠনপাঠনে উৎসাহ প্রদান করে এবং মূল্যবোধের বিকাশ ঘটায়।

23 responses



Analysis of Sanskrit 4th Semester Hons. Student Feedback 2022-23

Question	Analysis Chart															
Curriculum (পাঠ্যক্রম) 1 represents Strongly agree (সম্পূর্ণ সহমত), 2 represents Agree (সহমত), 3 represents Disagree (অসহমত), 4 represents Strongly disagree (সম্পূর্ণ অসহমত)																
1. The curriculum gives you comprehensive knowledge about the subject. পাঠ্যক্রম তোমাকে বিষয়বস্তু সম্পর্কে সম্যক জ্ঞানলাভে সহায়তা করে।	<p>7 responses</p> <table border="1"><thead><tr><th>Rating</th><th>Count</th><th>Percentage</th></tr></thead><tbody><tr><td>1</td><td>0</td><td>0%</td></tr><tr><td>2</td><td>0</td><td>0%</td></tr><tr><td>3</td><td>3</td><td>42.9%</td></tr><tr><td>4</td><td>4</td><td>57.1%</td></tr></tbody></table>	Rating	Count	Percentage	1	0	0%	2	0	0%	3	3	42.9%	4	4	57.1%
Rating	Count	Percentage														
1	0	0%														
2	0	0%														
3	3	42.9%														
4	4	57.1%														
2. The curriculum is up-to-date. পাঠ্যক্রম সময়োপযোগী।	<p>7 responses</p> <table border="1"><thead><tr><th>Rating</th><th>Count</th><th>Percentage</th></tr></thead><tbody><tr><td>1</td><td>0</td><td>0%</td></tr><tr><td>2</td><td>3</td><td>42.9%</td></tr><tr><td>3</td><td>3</td><td>42.9%</td></tr><tr><td>4</td><td>1</td><td>14.3%</td></tr></tbody></table>	Rating	Count	Percentage	1	0	0%	2	3	42.9%	3	3	42.9%	4	1	14.3%
Rating	Count	Percentage														
1	0	0%														
2	3	42.9%														
3	3	42.9%														
4	1	14.3%														
3. The design of the curriculum is convenient to end the syllabus in time. পাঠ্যক্রমের বিন্যাস সময়ে সিলেবাস শেষ করতে সক্ষম।	<p>7 responses</p> <table border="1"><thead><tr><th>Rating</th><th>Count</th><th>Percentage</th></tr></thead><tbody><tr><td>1</td><td>0</td><td>0%</td></tr><tr><td>2</td><td>5</td><td>71.4%</td></tr><tr><td>3</td><td>2</td><td>28.6%</td></tr><tr><td>4</td><td>0</td><td>0%</td></tr></tbody></table>	Rating	Count	Percentage	1	0	0%	2	5	71.4%	3	2	28.6%	4	0	0%
Rating	Count	Percentage														
1	0	0%														
2	5	71.4%														
3	2	28.6%														
4	0	0%														

Analysis of Sanskrit 4th Semester Hons. Student Feedback 2022-23

<p>4. The curriculum prepares you for higher studies/job market.</p> <p>পাঠ্যক্রম উচ্চশিক্ষা অথবা কর্মক্ষেত্রের জন্য তোমাকে প্রস্তুত করে।</p>	<p>7 responses</p> <table border="1"><thead><tr><th>Response Level</th><th>Number of Responses</th><th>Percentage</th></tr></thead><tbody><tr><td>1</td><td>0</td><td>0%</td></tr><tr><td>2</td><td>0</td><td>0%</td></tr><tr><td>3</td><td>3</td><td>42.9%</td></tr><tr><td>4</td><td>4</td><td>57.1%</td></tr></tbody></table>	Response Level	Number of Responses	Percentage	1	0	0%	2	0	0%	3	3	42.9%	4	4	57.1%
Response Level	Number of Responses	Percentage														
1	0	0%														
2	0	0%														
3	3	42.9%														
4	4	57.1%														
<p>5. The curriculum involves practical exercises /field studies/ excursion/industrial visits.</p> <p>হাতে কলমে শিক্ষা/ বিষয়ভিত্তিক সমীক্ষা/শিক্ষামূলক ভ্রমণ/ শিল্পকেন্দ্র ভ্রমণ পাঠ্যক্রমের অন্তর্ভুক্ত।</p>	<p>7 responses</p> <table border="1"><thead><tr><th>Response Level</th><th>Number of Responses</th><th>Percentage</th></tr></thead><tbody><tr><td>1</td><td>0</td><td>0%</td></tr><tr><td>2</td><td>0</td><td>0%</td></tr><tr><td>3</td><td>2</td><td>28.6%</td></tr><tr><td>4</td><td>5</td><td>71.4%</td></tr></tbody></table>	Response Level	Number of Responses	Percentage	1	0	0%	2	0	0%	3	2	28.6%	4	5	71.4%
Response Level	Number of Responses	Percentage														
1	0	0%														
2	0	0%														
3	2	28.6%														
4	5	71.4%														
<p>6. The curriculum is designed to encourage interdisciplinary studies and inculcate ethical values.</p> <p>পাঠ্যক্রমের বিন্যাস আন্তর্বিষয় পঠনপাঠনে উৎসাহ প্রদান করে এবং মূল্যবোধের বিকাশ ঘটায়।</p>	<p>7 responses</p> <table border="1"><thead><tr><th>Response Level</th><th>Number of Responses</th><th>Percentage</th></tr></thead><tbody><tr><td>1</td><td>0</td><td>0%</td></tr><tr><td>2</td><td>0</td><td>0%</td></tr><tr><td>3</td><td>1</td><td>14.3%</td></tr><tr><td>4</td><td>6</td><td>85.7%</td></tr></tbody></table>	Response Level	Number of Responses	Percentage	1	0	0%	2	0	0%	3	1	14.3%	4	6	85.7%
Response Level	Number of Responses	Percentage														
1	0	0%														
2	0	0%														
3	1	14.3%														
4	6	85.7%														
<p>Teaching-learning (পঠনপাঠন)</p> <p>1 represents Strongly agree (সম্পূর্ণ সহমত), 2 represents Agree (সহমত), 3 represents Disagree (অসহমত), 4 represents Strongly disagree (সম্পূর্ণ অসহমত)</p>																
<p>1. The teachers are adequately prepared to teach the topics and answer your queries.</p> <p>শিক্ষক/ শিক্ষিকারা বিষয়বস্তু পড়াতে এবং তোমার প্রশ্নের উত্তর দিতে প্রস্তুত থাকেন।</p>	<p>7 responses</p> <table border="1"><thead><tr><th>Response Level</th><th>Number of Responses</th><th>Percentage</th></tr></thead><tbody><tr><td>1</td><td>0</td><td>0%</td></tr><tr><td>2</td><td>0</td><td>0%</td></tr><tr><td>3</td><td>1</td><td>14.3%</td></tr><tr><td>4</td><td>6</td><td>85.7%</td></tr></tbody></table>	Response Level	Number of Responses	Percentage	1	0	0%	2	0	0%	3	1	14.3%	4	6	85.7%
Response Level	Number of Responses	Percentage														
1	0	0%														
2	0	0%														
3	1	14.3%														
4	6	85.7%														

Analysis of Sanskrit 4th Semester Hons. Student Feedback 2022-23

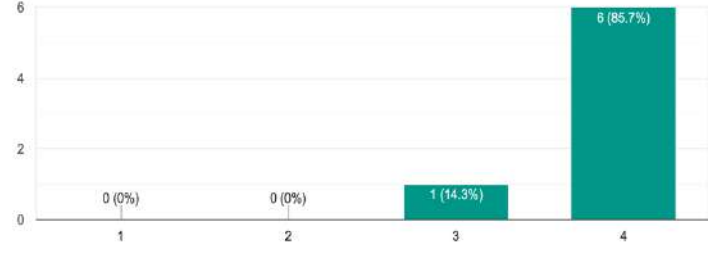
<p>2. The teachers make use of ICT tools like LCD projector, multimedia etc while teaching.</p> <p>শিক্ষক/শিক্ষিকারা পড়ানোর সময় ICT মাধ্যম যেমন LCD projector বা multimedia ব্যবহার করেন।</p>	<p>7 responses</p> <table border="1"><thead><tr><th>Rating</th><th>Count</th><th>Percentage</th></tr></thead><tbody><tr><td>1</td><td>5</td><td>71.4%</td></tr><tr><td>2</td><td>2</td><td>28.6%</td></tr><tr><td>3</td><td>0</td><td>0%</td></tr><tr><td>4</td><td>0</td><td>0%</td></tr></tbody></table>	Rating	Count	Percentage	1	5	71.4%	2	2	28.6%	3	0	0%	4	0	0%
Rating	Count	Percentage														
1	5	71.4%														
2	2	28.6%														
3	0	0%														
4	0	0%														
<p>3. The teachers encourage meaningful interactions and innovative teaching learning methods like quiz or debate in class.</p> <p>শিক্ষক/ শিক্ষিকারা পড়ানোর সময় যথোপযুক্ত মত বিনিময়ে উৎসাহ দেন এবং পঠনপাঠনে বিভিন্ন উদ্ভাবনী প্রক্রিয়া যেমন কুইজ বা বিতর্কের ব্যবহার করেন।</p>	<p>7 responses</p> <table border="1"><thead><tr><th>Rating</th><th>Count</th><th>Percentage</th></tr></thead><tbody><tr><td>1</td><td>0</td><td>0%</td></tr><tr><td>2</td><td>4</td><td>57.1%</td></tr><tr><td>3</td><td>3</td><td>42.9%</td></tr><tr><td>4</td><td>0</td><td>0%</td></tr></tbody></table>	Rating	Count	Percentage	1	0	0%	2	4	57.1%	3	3	42.9%	4	0	0%
Rating	Count	Percentage														
1	0	0%														
2	4	57.1%														
3	3	42.9%														
4	0	0%														
<p>4. Teachers are able to address your particular needs in the class.</p> <p>শিক্ষক/ শিক্ষিকারা তোমার নিজস্ব বিশেষ প্রয়োজন নিবারণে সক্ষম।</p>	<p>7 responses</p> <table border="1"><thead><tr><th>Rating</th><th>Count</th><th>Percentage</th></tr></thead><tbody><tr><td>1</td><td>0</td><td>0%</td></tr><tr><td>2</td><td>0</td><td>0%</td></tr><tr><td>3</td><td>2</td><td>28.6%</td></tr><tr><td>4</td><td>5</td><td>71.4%</td></tr></tbody></table>	Rating	Count	Percentage	1	0	0%	2	0	0%	3	2	28.6%	4	5	71.4%
Rating	Count	Percentage														
1	0	0%														
2	0	0%														
3	2	28.6%														
4	5	71.4%														
<p>5. The curriculum involves practical exercises</p> <p>/field studies/ excursion/industrial visits.</p> <p>হাতে কলমে শিক্ষা/ বিষয়ভিত্তিক সমীক্ষা/শিক্ষামূলক ভ্রমণ/ শিল্পকেন্দ্র ভ্রমণ পাঠ্যক্রমের অন্তর্ভুক্ত।</p>	<p>7 responses</p> <table border="1"><thead><tr><th>Rating</th><th>Count</th><th>Percentage</th></tr></thead><tbody><tr><td>1</td><td>0</td><td>0%</td></tr><tr><td>2</td><td>7</td><td>100%</td></tr><tr><td>3</td><td>0</td><td>0%</td></tr><tr><td>4</td><td>0</td><td>0%</td></tr></tbody></table>	Rating	Count	Percentage	1	0	0%	2	7	100%	3	0	0%	4	0	0%
Rating	Count	Percentage														
1	0	0%														
2	7	100%														
3	0	0%														
4	0	0%														

Analysis of Sanskrit 4th Semester Hons. Student Feedback 2022-23

6.The curriculum is designed to encourage interdisciplinary studies and inculcate ethical values.

পাঠ্যক্রমের বিন্যাস আন্তর্বিষয় পঠনপাঠনে উৎসাহ প্রদান করে এবং মূল্যবোধের বিকাশ ঘটায়।

7 responses



Analysis of Philosophy 4th Semester Hons. Student Feedback 2022-23

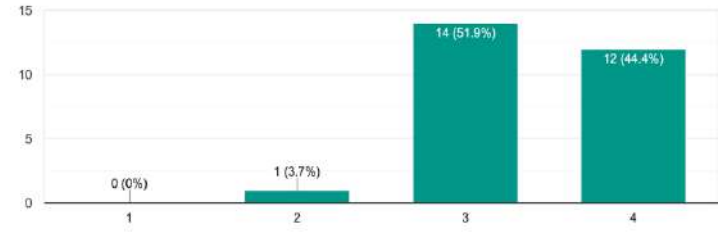
Question	Analysis Chart															
<p>Curriculum (পাঠ্যক্রম)</p> <p>1 represents Strongly agree (সম্পূর্ণ সহমত), 2 represents Agree (সহমত), 3 represents Disagree (অসহমত), 4 represents Strongly disagree (সম্পূর্ণ অসহমত)</p>																
<p>1. The curriculum gives you comprehensive knowledge about the subject.</p> <p>পাঠ্যক্রম তোমাকে বিষয়বস্তু সম্পর্কে সম্যক জ্ঞানলাভে সহায়তা করে।</p>	<p>27 responses</p> <table border="1" style="margin-left: auto; margin-right: auto;"> <thead> <tr> <th>Response Level</th> <th>Count</th> <th>Percentage</th> </tr> </thead> <tbody> <tr> <td>1</td> <td>0</td> <td>0%</td> </tr> <tr> <td>2</td> <td>0</td> <td>0%</td> </tr> <tr> <td>3</td> <td>10</td> <td>37%</td> </tr> <tr> <td>4</td> <td>17</td> <td>65%</td> </tr> </tbody> </table>	Response Level	Count	Percentage	1	0	0%	2	0	0%	3	10	37%	4	17	65%
Response Level	Count	Percentage														
1	0	0%														
2	0	0%														
3	10	37%														
4	17	65%														
<p>2. The curriculum is up-to-date.</p> <p>পাঠ্যক্রম সময়োপযোগী।</p>	<p>27 responses</p> <table border="1" style="margin-left: auto; margin-right: auto;"> <thead> <tr> <th>Response Level</th> <th>Count</th> <th>Percentage</th> </tr> </thead> <tbody> <tr> <td>1</td> <td>0</td> <td>0%</td> </tr> <tr> <td>2</td> <td>1</td> <td>3.7%</td> </tr> <tr> <td>3</td> <td>22</td> <td>81.5%</td> </tr> <tr> <td>4</td> <td>4</td> <td>14.8%</td> </tr> </tbody> </table>	Response Level	Count	Percentage	1	0	0%	2	1	3.7%	3	22	81.5%	4	4	14.8%
Response Level	Count	Percentage														
1	0	0%														
2	1	3.7%														
3	22	81.5%														
4	4	14.8%														
<p>3. The design of the curriculum is convenient to end the syllabus in time.</p> <p>পাঠ্যক্রমের বিন্যাস সময়ে সিলেবাস শেষ করতে সক্ষম।</p>	<p>27 responses</p> <table border="1" style="margin-left: auto; margin-right: auto;"> <thead> <tr> <th>Response Level</th> <th>Count</th> <th>Percentage</th> </tr> </thead> <tbody> <tr> <td>1</td> <td>0</td> <td>0%</td> </tr> <tr> <td>2</td> <td>5</td> <td>18.5%</td> </tr> <tr> <td>3</td> <td>14</td> <td>51.9%</td> </tr> <tr> <td>4</td> <td>8</td> <td>29.6%</td> </tr> </tbody> </table>	Response Level	Count	Percentage	1	0	0%	2	5	18.5%	3	14	51.9%	4	8	29.6%
Response Level	Count	Percentage														
1	0	0%														
2	5	18.5%														
3	14	51.9%														
4	8	29.6%														

Analysis of Philosophy 4th Semester Hons. Student Feedback 2022-23

4. The curriculum prepares you for higher studies/job market.

পাঠ্যক্রম উচ্চশিক্ষা অথবা কর্মক্ষেত্রের জন্য তোমাকে প্রস্তুত করে।

27 responses

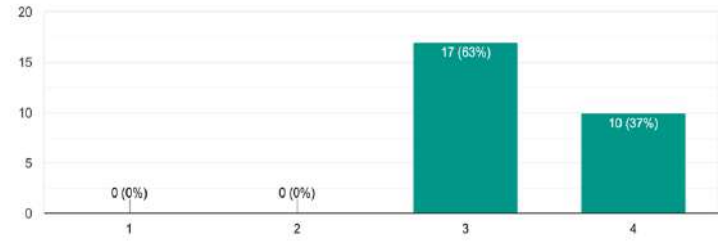


5. The curriculum involves practical exercises

/field studies/ excursion/industrial visits.

হাতে কলমে শিক্ষা/ বিষয়ভিত্তিক সমীক্ষা/শিক্ষামূলক ভ্রমণ/ শিল্পকেন্দ্র ভ্রমণ পাঠ্যক্রমের অন্তর্ভুক্ত।

27 responses



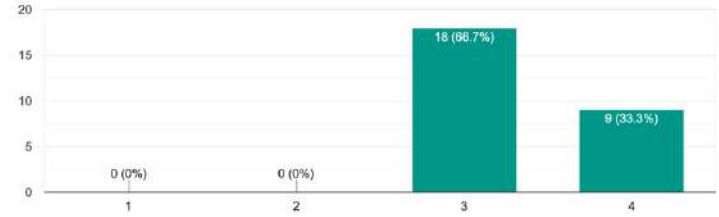
6. The curriculum is designed to encourage

interdisciplinary studies and inculcate ethical

values.

পাঠ্যক্রমের বিন্যাস আন্তর্বিষয় পঠনপাঠনে
উৎসাহ প্রদান করে এবং মূল্যবোধের বিকাশ ঘটায়।

27 responses



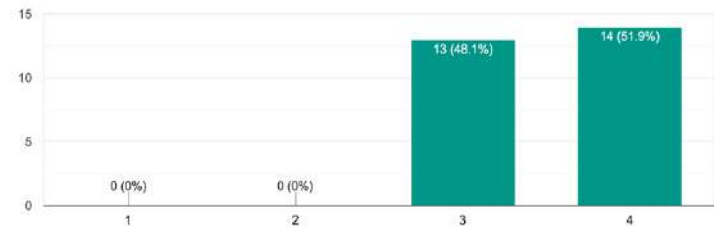
Teaching-learning (পঠনপাঠন)

1 represents Strongly agree (সম্পূর্ণ সহমত),
2 represents Agree (সহমত),
3 represents Disagree (অসহমত),
4 represents Strongly disagree (সম্পূর্ণ অসহমত)

1. The teachers are adequately prepared to teach the topics and answer your queries.

শিক্ষক/ শিক্ষিকারা বিষয়বস্তু পড়াতে এবং তোমার প্রশ্নের উত্তর দিতে প্রস্তুত থাকেন।

27 responses

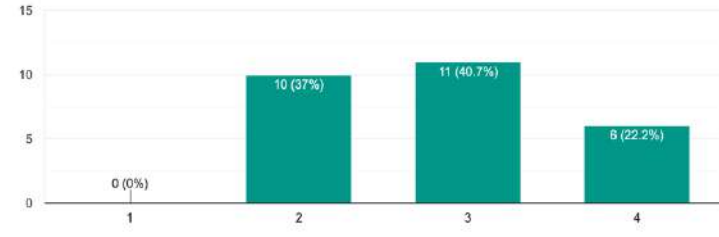


Analysis of Philosophy 4th Semester Hons. Student Feedback 2022-23

2. The teachers make use of ICT tools like LCD projector, multimedia etc while teaching.

শিক্ষক/শিক্ষিকারা পড়ানোর সময় ICT মাধ্যম যেমন LCD projector বা multimedia ব্যবহার করেন।

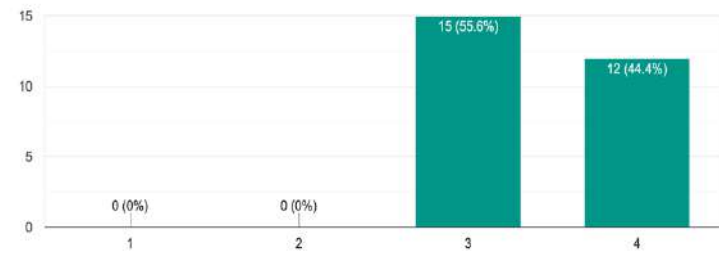
27 responses



3. The teachers encourage meaningful interactions and innovative teaching learning methods like quiz or debate in class.

শিক্ষক/শিক্ষিকারা পড়ানোর সময় যথোপযুক্ত মত বিনিময়ে উৎসাহ দেন এবং পঠনপাঠনে বিভিন্ন উদ্ভাবনী প্রক্রিয়া যেমন কুইজ বা বিতর্কের ব্যবহার করেন।

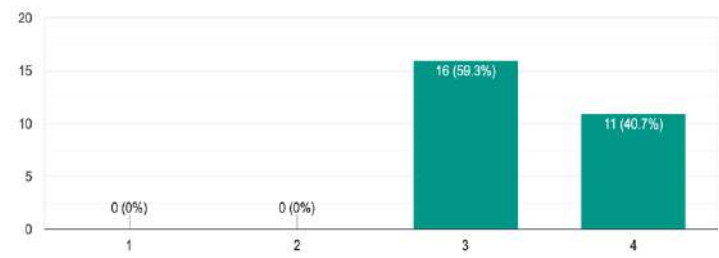
27 responses



4. Teachers are able to address your particular needs in the class.

শিক্ষক/শিক্ষিকারা তোমার নিজস্ব বিশেষ প্রয়োজন নিবারণে সক্ষম।

27 responses

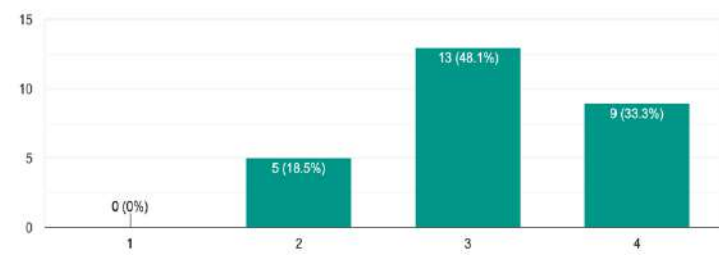


5. The curriculum involves practical exercises

/field studies/ excursion/industrial visits.

হাতে কলমে শিক্ষা/ বিষয়ভিত্তিক সমীক্ষা/শিক্ষামূলক ভ্রমণ/শিল্পকেন্দ্র ভ্রমণ পাঠ্যক্রমের অন্তর্ভুক্ত।

27 responses

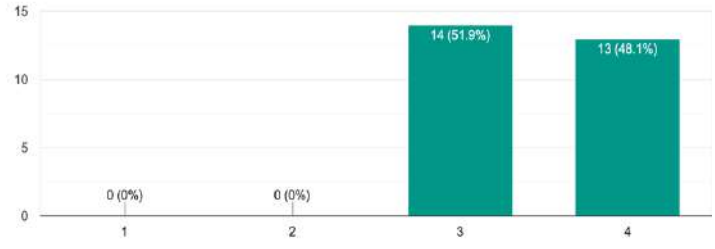


Analysis of Philosophy 4th Semester Hons. Student Feedback 2022-23

6.The curriculum is designed to encourage interdisciplinary studies and inculcate ethical values.

পাঠ্যক্রমের বিন্যাস আন্তর্বিষয় পঠনপাঠনে উৎসাহ প্রদান করে এবং মূল্যবোধের বিকাশ ঘটায়।

27 responses



Analysis of Political Science 4th Semester Hons. Student Feedback 2022-23

Question	Analysis Chart															
<p>Curriculum (পাঠ্যক্রম)</p> <p>1 represents Strongly agree (সম্পূর্ণ সহমত), 2 represents Agree (সহমত), 3 represents Disagree (অসহমত), 4 represents Strongly disagree (সম্পূর্ণ অসহমত)</p>																
<p>1. The curriculum gives you comprehensive knowledge about the subject.</p> <p>পাঠ্যক্রম তোমাকে বিষয়বস্তু সম্পর্কে সম্যক জ্ঞানলাভে সহায়তা করে।</p>	<p>31 responses</p> <table border="1" style="margin-left: auto; margin-right: auto;"> <thead> <tr> <th>Response</th> <th>Count</th> <th>Percentage</th> </tr> </thead> <tbody> <tr> <td>1</td> <td>0</td> <td>0%</td> </tr> <tr> <td>2</td> <td>0</td> <td>0%</td> </tr> <tr> <td>3</td> <td>13</td> <td>41.9%</td> </tr> <tr> <td>4</td> <td>18</td> <td>58.1%</td> </tr> </tbody> </table>	Response	Count	Percentage	1	0	0%	2	0	0%	3	13	41.9%	4	18	58.1%
Response	Count	Percentage														
1	0	0%														
2	0	0%														
3	13	41.9%														
4	18	58.1%														
<p>2. The curriculum is up-to-date.</p> <p>পাঠ্যক্রম সময়োপযোগী।</p>	<p>31 responses</p> <table border="1" style="margin-left: auto; margin-right: auto;"> <thead> <tr> <th>Response</th> <th>Count</th> <th>Percentage</th> </tr> </thead> <tbody> <tr> <td>1</td> <td>0</td> <td>0%</td> </tr> <tr> <td>2</td> <td>0</td> <td>0%</td> </tr> <tr> <td>3</td> <td>13</td> <td>41.9%</td> </tr> <tr> <td>4</td> <td>18</td> <td>58.1%</td> </tr> </tbody> </table>	Response	Count	Percentage	1	0	0%	2	0	0%	3	13	41.9%	4	18	58.1%
Response	Count	Percentage														
1	0	0%														
2	0	0%														
3	13	41.9%														
4	18	58.1%														
<p>3. The design of the curriculum is convenient to end the syllabus in time.</p> <p>পাঠ্যক্রমের বিন্যাস সময়ে সিলেবাস শেষ করতে সক্ষম।</p>	<p>31 responses</p> <table border="1" style="margin-left: auto; margin-right: auto;"> <thead> <tr> <th>Response</th> <th>Count</th> <th>Percentage</th> </tr> </thead> <tbody> <tr> <td>1</td> <td>0</td> <td>0%</td> </tr> <tr> <td>2</td> <td>3</td> <td>9.7%</td> </tr> <tr> <td>3</td> <td>13</td> <td>41.9%</td> </tr> <tr> <td>4</td> <td>15</td> <td>48.4%</td> </tr> </tbody> </table>	Response	Count	Percentage	1	0	0%	2	3	9.7%	3	13	41.9%	4	15	48.4%
Response	Count	Percentage														
1	0	0%														
2	3	9.7%														
3	13	41.9%														
4	15	48.4%														
<p>4. The curriculum prepares you for higher studies/job market.</p> <p>পাঠ্যক্রম উচ্চশিক্ষা অথবা কর্মক্ষেত্রের জন্য তোমাকে প্রস্তুত করে।</p>	<p>31 responses</p> <table border="1" style="margin-left: auto; margin-right: auto;"> <thead> <tr> <th>Response</th> <th>Count</th> <th>Percentage</th> </tr> </thead> <tbody> <tr> <td>1</td> <td>0</td> <td>0%</td> </tr> <tr> <td>2</td> <td>0</td> <td>0%</td> </tr> <tr> <td>3</td> <td>16</td> <td>51.6%</td> </tr> <tr> <td>4</td> <td>15</td> <td>48.4%</td> </tr> </tbody> </table>	Response	Count	Percentage	1	0	0%	2	0	0%	3	16	51.6%	4	15	48.4%
Response	Count	Percentage														
1	0	0%														
2	0	0%														
3	16	51.6%														
4	15	48.4%														

Analysis of Political Science 4th Semester Hons. Student Feedback 2022-23

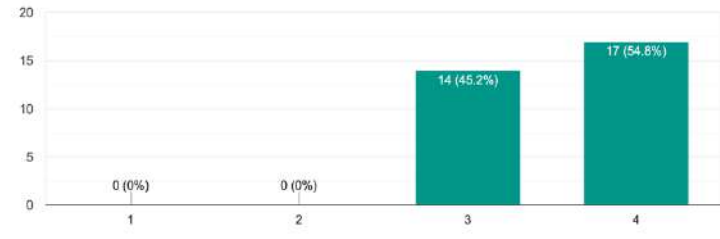
<p>5. The curriculum involves practical exercises /field studies/ excursion/Industrial visits.</p> <p>হাতে কলমে শিক্ষা/ বিষয়ভিত্তিক সমীক্ষা/শিক্ষামূলক ভ্রমণ/ শিল্পকেন্দ্র ভ্রমণ পাঠ্যক্রমের অন্তর্ভুক্ত।</p>	<p>31 responses</p> <table border="1" style="margin-top: 10px; width: 100%; border-collapse: collapse;"> <thead> <tr> <th>Response Level</th> <th>Count</th> <th>Percentage</th> </tr> </thead> <tbody> <tr> <td>1</td> <td>2</td> <td>6.5%</td> </tr> <tr> <td>2</td> <td>0</td> <td>0%</td> </tr> <tr> <td>3</td> <td>13</td> <td>41.9%</td> </tr> <tr> <td>4</td> <td>16</td> <td>51.6%</td> </tr> </tbody> </table>	Response Level	Count	Percentage	1	2	6.5%	2	0	0%	3	13	41.9%	4	16	51.6%
Response Level	Count	Percentage														
1	2	6.5%														
2	0	0%														
3	13	41.9%														
4	16	51.6%														
<p>6. The curriculum is designed to encourage interdisciplinary studies and inculcate ethical values.</p> <p>পাঠ্যক্রমের বিন্যাস আন্তর্বিষয় পঠনপাঠনে উৎসাহ প্রদান করে এবং মূল্যবোধের বিকাশ ঘটায়।</p>	<p>31 responses</p> <table border="1" style="margin-top: 10px; width: 100%; border-collapse: collapse;"> <thead> <tr> <th>Response Level</th> <th>Count</th> <th>Percentage</th> </tr> </thead> <tbody> <tr> <td>1</td> <td>0</td> <td>0%</td> </tr> <tr> <td>2</td> <td>3</td> <td>9.7%</td> </tr> <tr> <td>3</td> <td>11</td> <td>35.5%</td> </tr> <tr> <td>4</td> <td>17</td> <td>54.8%</td> </tr> </tbody> </table>	Response Level	Count	Percentage	1	0	0%	2	3	9.7%	3	11	35.5%	4	17	54.8%
Response Level	Count	Percentage														
1	0	0%														
2	3	9.7%														
3	11	35.5%														
4	17	54.8%														
<p>Teaching-learning (পঠনপাঠন)</p> <p>1 represents Strongly agree (সম্পূর্ণ সহমত), 2 represents Agree (সহমত), 3 represents Disagree (অসহমত), 4 represents Strongly disagree (সম্পূর্ণ অসহমত)</p>																
<p>1. The teachers are adequately prepared to teach the topics and answer your queries.</p> <p>শিক্ষক/ শিক্ষিকারা বিষয়বস্তু পড়াতে এবং তোমার প্রশ্নের উত্তর দিতে প্রস্তুত থাকেন।</p>	<p>31 responses</p> <table border="1" style="margin-top: 10px; width: 100%; border-collapse: collapse;"> <thead> <tr> <th>Response Level</th> <th>Count</th> <th>Percentage</th> </tr> </thead> <tbody> <tr> <td>1</td> <td>0</td> <td>0%</td> </tr> <tr> <td>2</td> <td>0</td> <td>0%</td> </tr> <tr> <td>3</td> <td>13</td> <td>41.9%</td> </tr> <tr> <td>4</td> <td>18</td> <td>58.1%</td> </tr> </tbody> </table>	Response Level	Count	Percentage	1	0	0%	2	0	0%	3	13	41.9%	4	18	58.1%
Response Level	Count	Percentage														
1	0	0%														
2	0	0%														
3	13	41.9%														
4	18	58.1%														
<p>2. The teachers make use of ICT tools like LCD projector, multimedia etc while teaching.</p> <p>শিক্ষক/শিক্ষিকারা পড়ানোর সময় ICT মাধ্যম যেমন LCD projector বা multimedia ব্যবহার করেন।</p>	<p>31 responses</p> <table border="1" style="margin-top: 10px; width: 100%; border-collapse: collapse;"> <thead> <tr> <th>Response Level</th> <th>Count</th> <th>Percentage</th> </tr> </thead> <tbody> <tr> <td>1</td> <td>0</td> <td>0%</td> </tr> <tr> <td>2</td> <td>5</td> <td>16.1%</td> </tr> <tr> <td>3</td> <td>13</td> <td>41.9%</td> </tr> <tr> <td>4</td> <td>13</td> <td>41.9%</td> </tr> </tbody> </table>	Response Level	Count	Percentage	1	0	0%	2	5	16.1%	3	13	41.9%	4	13	41.9%
Response Level	Count	Percentage														
1	0	0%														
2	5	16.1%														
3	13	41.9%														
4	13	41.9%														

Analysis of Political Science 4th Semester Hons. Student Feedback 2022-23

3. The teachers encourage meaningful interactions and innovative teaching learning methods like quiz or debate in class.

শিক্ষক/ শিক্ষিকারা পড়ানোর সময় যথোপযুক্ত মত
বিনিময়ে উৎসাহ দেন এবং পঠনপাঠনে বিভিন্ন
উদ্ভাবনী প্রক্রিয়া যেমন কুইজ বা বিতর্কের ব্যবহার
করেন।

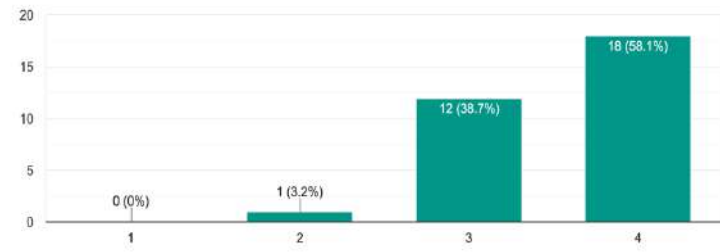
31 responses



4. Teachers are able to address your particular needs in the class.

শিক্ষক/ শিক্ষিকারা তোমার নিজস্ব বিশেষ প্রয়োজন নিবারণে সক্ষম।

31 responses

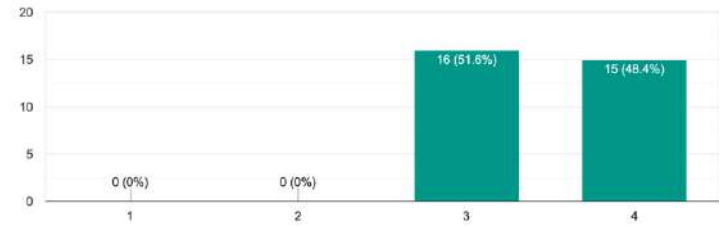


5. The curriculum involves practical exercises

/field studies/ excursion/industrial visits.

হাতে কলমে শিক্ষা/ বিষয়ভিত্তিক সমীক্ষা/শিক্ষামূলক ভ্রমণ/ শিল্পকেন্দ্র ভ্রমণ পাঠ্যক্রমের অন্তর্ভুক্ত।

31 responses

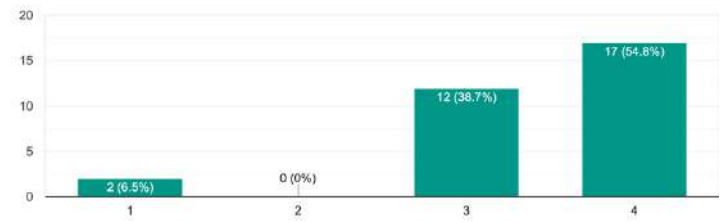


6. The curriculum is designed to encourage

interdisciplinary studies and inculcate ethical values.

পাঠ্যক্রমের বিন্যাস আন্তর্বিষয় পঠনপাঠনে
উৎসাহ প্রদান করে এবং মূল্যবোধের বিকাশ ঘটায়।

31 responses



Analysis of Zoology 4th Semester Hons. Student Feedback 2022-23

Question	Analysis Chart															
<p>Curriculum (পাঠ্যক্রম)</p> <p>1 represents Strongly agree (সম্পূর্ণ সহমত), 2 represents Agree (সহমত), 3 represents Disagree (অসহমত), 4 represents Strongly disagree (সম্পূর্ণ অসহমত)</p>																
<p>1. The curriculum gives you comprehensive knowledge about the subject.</p> <p>পাঠ্যক্রম তোমাকে বিষয়বস্তু সম্পর্কে সম্যক জ্ঞানলাভে সহায়তা করে।</p>	<p>10 responses</p> <table border="1" style="margin-left: auto; margin-right: auto;"> <thead> <tr> <th>Rating</th> <th>Count</th> <th>Percentage</th> </tr> </thead> <tbody> <tr> <td>1</td> <td>0</td> <td>0%</td> </tr> <tr> <td>2</td> <td>1</td> <td>10%</td> </tr> <tr> <td>3</td> <td>6</td> <td>60%</td> </tr> <tr> <td>4</td> <td>3</td> <td>30%</td> </tr> </tbody> </table>	Rating	Count	Percentage	1	0	0%	2	1	10%	3	6	60%	4	3	30%
Rating	Count	Percentage														
1	0	0%														
2	1	10%														
3	6	60%														
4	3	30%														
<p>2. The curriculum is up-to-date.</p> <p>পাঠ্যক্রম সময়োপযোগী।</p>	<p>10 responses</p> <table border="1" style="margin-left: auto; margin-right: auto;"> <thead> <tr> <th>Rating</th> <th>Count</th> <th>Percentage</th> </tr> </thead> <tbody> <tr> <td>1</td> <td>0</td> <td>0%</td> </tr> <tr> <td>2</td> <td>2</td> <td>20%</td> </tr> <tr> <td>3</td> <td>5</td> <td>50%</td> </tr> <tr> <td>4</td> <td>3</td> <td>30%</td> </tr> </tbody> </table>	Rating	Count	Percentage	1	0	0%	2	2	20%	3	5	50%	4	3	30%
Rating	Count	Percentage														
1	0	0%														
2	2	20%														
3	5	50%														
4	3	30%														
<p>3. The design of the curriculum is convenient to end the syllabus in time.</p> <p>পাঠ্যক্রমের বিন্যাস সময়ে সিলেবাস শেষ করতে সক্ষম।</p>	<p>10 responses</p> <table border="1" style="margin-left: auto; margin-right: auto;"> <thead> <tr> <th>Rating</th> <th>Count</th> <th>Percentage</th> </tr> </thead> <tbody> <tr> <td>1</td> <td>0</td> <td>0%</td> </tr> <tr> <td>2</td> <td>5</td> <td>50%</td> </tr> <tr> <td>3</td> <td>3</td> <td>30%</td> </tr> <tr> <td>4</td> <td>2</td> <td>20%</td> </tr> </tbody> </table>	Rating	Count	Percentage	1	0	0%	2	5	50%	3	3	30%	4	2	20%
Rating	Count	Percentage														
1	0	0%														
2	5	50%														
3	3	30%														
4	2	20%														

Analysis of Zoology 4th Semester Hons. Student Feedback 2022-23

<p>4. The curriculum prepares you for higher studies/job market.</p> <p>পাঠ্যক্রম উচ্চশিক্ষা অথবা কর্মক্ষেত্রের জন্য তোমাকে প্রস্তুত করে।</p>	<p>10 responses</p> <table border="1"><thead><tr><th>Rating</th><th>Count</th><th>Percentage</th></tr></thead><tbody><tr><td>1</td><td>0</td><td>0%</td></tr><tr><td>2</td><td>0</td><td>0%</td></tr><tr><td>3</td><td>7</td><td>70%</td></tr><tr><td>4</td><td>3</td><td>30%</td></tr></tbody></table>	Rating	Count	Percentage	1	0	0%	2	0	0%	3	7	70%	4	3	30%
Rating	Count	Percentage														
1	0	0%														
2	0	0%														
3	7	70%														
4	3	30%														
<p>5. The curriculum involves practical exercises /field studies/ excursion/industrial visits.</p> <p>হাতে কলামে শিক্ষা/ বিষয়ভিত্তিক সমীক্ষা/শিক্ষামূলক ভ্রমণ/ শিল্পক্ষেত্র ভ্রমণ পাঠ্যক্রমের অন্তর্ভুক্ত।</p>	<p>10 responses</p> <table border="1"><thead><tr><th>Rating</th><th>Count</th><th>Percentage</th></tr></thead><tbody><tr><td>1</td><td>0</td><td>0%</td></tr><tr><td>2</td><td>0</td><td>0%</td></tr><tr><td>3</td><td>7</td><td>70%</td></tr><tr><td>4</td><td>3</td><td>30%</td></tr></tbody></table>	Rating	Count	Percentage	1	0	0%	2	0	0%	3	7	70%	4	3	30%
Rating	Count	Percentage														
1	0	0%														
2	0	0%														
3	7	70%														
4	3	30%														
<p>6. The curriculum is designed to encourage interdisciplinary studies and inculcate ethical values.</p> <p>পাঠ্যক্রমের বিন্যাস আন্তর্বিষয় পঠনপাঠনে উৎসাহ প্রদান করে এবং মূল্যবোধের বিকাশ ঘটায়।</p>	<p>10 responses</p> <table border="1"><thead><tr><th>Rating</th><th>Count</th><th>Percentage</th></tr></thead><tbody><tr><td>1</td><td>0</td><td>0%</td></tr><tr><td>2</td><td>2</td><td>20%</td></tr><tr><td>3</td><td>6</td><td>60%</td></tr><tr><td>4</td><td>2</td><td>20%</td></tr></tbody></table>	Rating	Count	Percentage	1	0	0%	2	2	20%	3	6	60%	4	2	20%
Rating	Count	Percentage														
1	0	0%														
2	2	20%														
3	6	60%														
4	2	20%														
<p>Teaching-learning (পঠনপাঠন)</p> <p>1 represents Strongly agree (সম্পূর্ণ সহমত), 2 represents Agree (সহমত), 3 represents Disagree (অসহমত), 4 represents Strongly disagree (সম্পূর্ণ অসহমত)</p>																
<p>1. The teachers are adequately prepared to teach the topics and answer your queries.</p> <p>শিক্ষক/ শিক্ষিকারা বিষয়বস্তু পড়াতে এবং তোমার প্রশ্নের উত্তর দিতে প্রস্তুত থাকেন।</p>	<p>10 responses</p> <table border="1"><thead><tr><th>Rating</th><th>Count</th><th>Percentage</th></tr></thead><tbody><tr><td>1</td><td>0</td><td>0%</td></tr><tr><td>2</td><td>0</td><td>0%</td></tr><tr><td>3</td><td>7</td><td>70%</td></tr><tr><td>4</td><td>3</td><td>30%</td></tr></tbody></table>	Rating	Count	Percentage	1	0	0%	2	0	0%	3	7	70%	4	3	30%
Rating	Count	Percentage														
1	0	0%														
2	0	0%														
3	7	70%														
4	3	30%														

Analysis of Zoology 4th Semester Hons. Student Feedback 2022-23

<p>2. The teachers make use of ICT tools like LCD projector, multimedia etc while teaching.</p> <p>শিক্ষক/শিক্ষিকারা পড়ানোর সময় ICT মাধ্যম যেমন LCD projector বা multimedia ব্যবহার করেন।</p>	<p>10 responses</p> <table border="1"><thead><tr><th>Rating</th><th>Number of Responses</th><th>Percentage</th></tr></thead><tbody><tr><td>1</td><td>1</td><td>10%</td></tr><tr><td>2</td><td>4</td><td>40%</td></tr><tr><td>3</td><td>4</td><td>40%</td></tr><tr><td>4</td><td>1</td><td>10%</td></tr></tbody></table>	Rating	Number of Responses	Percentage	1	1	10%	2	4	40%	3	4	40%	4	1	10%
Rating	Number of Responses	Percentage														
1	1	10%														
2	4	40%														
3	4	40%														
4	1	10%														
<p>3. The teachers encourage meaningful interactions and innovative teaching learning methods like quiz or debate in class.</p> <p>শিক্ষক/শিক্ষিকারা পড়ানোর সময় যথোপযুক্ত মত বিনিময়ে উৎসাহ দেন এবং পঠনপাঠনে বিভিন্ন উদ্ভাবনী প্রক্রিয়া যেমন কুইজ বা বিতর্কের ব্যবহার করেন।</p>	<p>10 responses</p> <table border="1"><thead><tr><th>Rating</th><th>Number of Responses</th><th>Percentage</th></tr></thead><tbody><tr><td>1</td><td>0</td><td>0%</td></tr><tr><td>2</td><td>2</td><td>20%</td></tr><tr><td>3</td><td>7</td><td>70%</td></tr><tr><td>4</td><td>1</td><td>10%</td></tr></tbody></table>	Rating	Number of Responses	Percentage	1	0	0%	2	2	20%	3	7	70%	4	1	10%
Rating	Number of Responses	Percentage														
1	0	0%														
2	2	20%														
3	7	70%														
4	1	10%														
<p>4. Teachers are able to address your particular needs in the class.</p> <p>শিক্ষক/শিক্ষিকারা তোমার নিজস্ব বিশেষ প্রয়োজন নিবারণে সক্ষম।</p>	<p>10 responses</p> <table border="1"><thead><tr><th>Rating</th><th>Number of Responses</th><th>Percentage</th></tr></thead><tbody><tr><td>1</td><td>0</td><td>0%</td></tr><tr><td>2</td><td>1</td><td>10%</td></tr><tr><td>3</td><td>8</td><td>80%</td></tr><tr><td>4</td><td>1</td><td>10%</td></tr></tbody></table>	Rating	Number of Responses	Percentage	1	0	0%	2	1	10%	3	8	80%	4	1	10%
Rating	Number of Responses	Percentage														
1	0	0%														
2	1	10%														
3	8	80%														
4	1	10%														
<p>5. The curriculum involves practical exercises /field studies/ excursion/industrial visits.</p> <p>হাতে কলমে শিক্ষা/ বিষয়ভিত্তিক সমীক্ষা/শিক্ষামূলক ভ্রমণ/শিল্পকেন্দ্র ভ্রমণ পাঠ্যক্রমের অন্তর্ভুক্ত।</p>	<p>10 responses</p> <table border="1"><thead><tr><th>Rating</th><th>Number of Responses</th><th>Percentage</th></tr></thead><tbody><tr><td>1</td><td>0</td><td>0%</td></tr><tr><td>2</td><td>4</td><td>40%</td></tr><tr><td>3</td><td>6</td><td>60%</td></tr><tr><td>4</td><td>0</td><td>0%</td></tr></tbody></table>	Rating	Number of Responses	Percentage	1	0	0%	2	4	40%	3	6	60%	4	0	0%
Rating	Number of Responses	Percentage														
1	0	0%														
2	4	40%														
3	6	60%														
4	0	0%														

Analysis of Zoology 4th Semester Hons. Student Feedback 2022-23

6.The curriculum is designed to encourage interdisciplinary studies and inculcate ethical values.

পাঠ্যক্রমের বিন্যাস আন্তর্বিষয় পঠনপাঠনে উৎসাহ প্রদান করে এবং মূল্যবোধের বিকাশ ঘটায়।

10 responses

